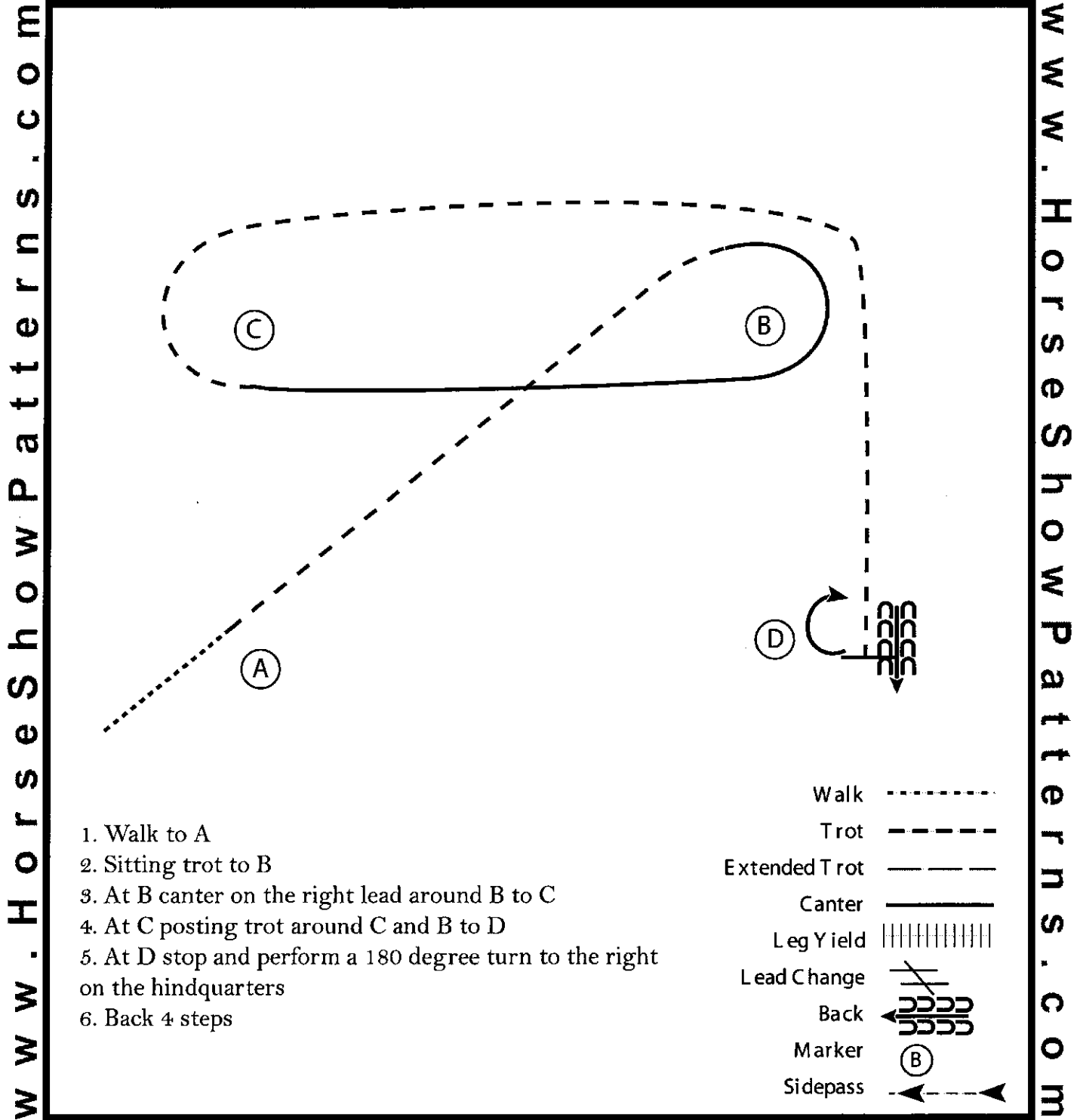


Tough Enough To Wear Pink Horse Show

Amateur & NSBA Hunt Seat Equitation (Class #6 & 106)

Show Date: 15-17 Sep 17



1. Walk to A
2. Sitting trot to B
3. At B canter on the right lead around B to C
4. At C posting trot around C and B to D
5. At D stop and perform a 180 degree turn to the right on the hindquarters
6. Back 4 steps

Walk
Trot	-----
Extended Trot	-----
Canter	—————
Leg Yield	
Lead Change	///
Back	← C C C C
Marker	ⓑ
Sidepass	←-----

[HSE/2-10]

Pattern Provided by:

TETWP Show Committee

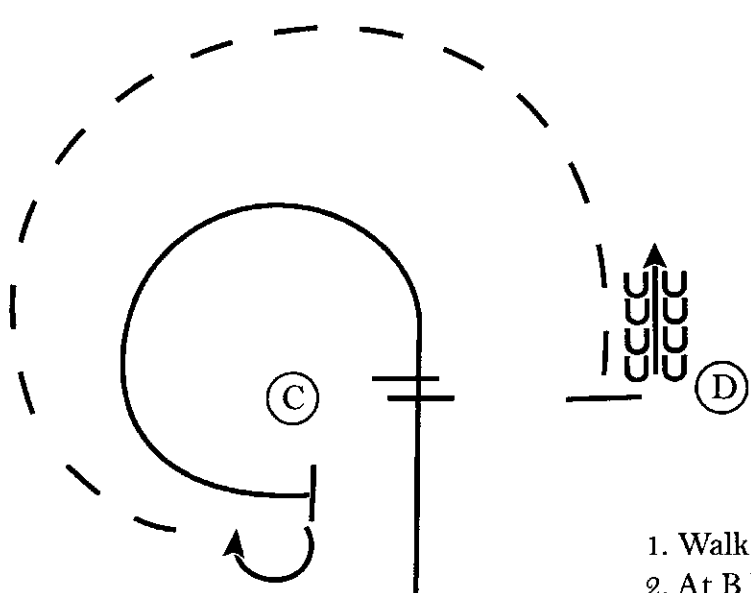
Tough Enough To Wear Pink Horse Show

Amateur & NSBA Horsemanship (Class #13 & #113)

Show Date: 15-17 Sep 17

www.HorseShowPatterns.com

www.HorseShowPatterns.com



1. Walk A to B.
2. At B lope on the right lead to C.
3. At C perform a lead change and continue on the left lead around C.
4. Stop at C.
5. Perform a 180 degree turn to the right.
6. Extend the jog around C.
7. Stop at D and back 4 steps.

Walk
Jog	- - - - -
Extended Jog	-----
Lope	—————
Leg Yield	
Lead Change	↙ ↘
Back	←←←←
Marker	ⓑ
Sidepass	← - - - - →

[WH/2-1]

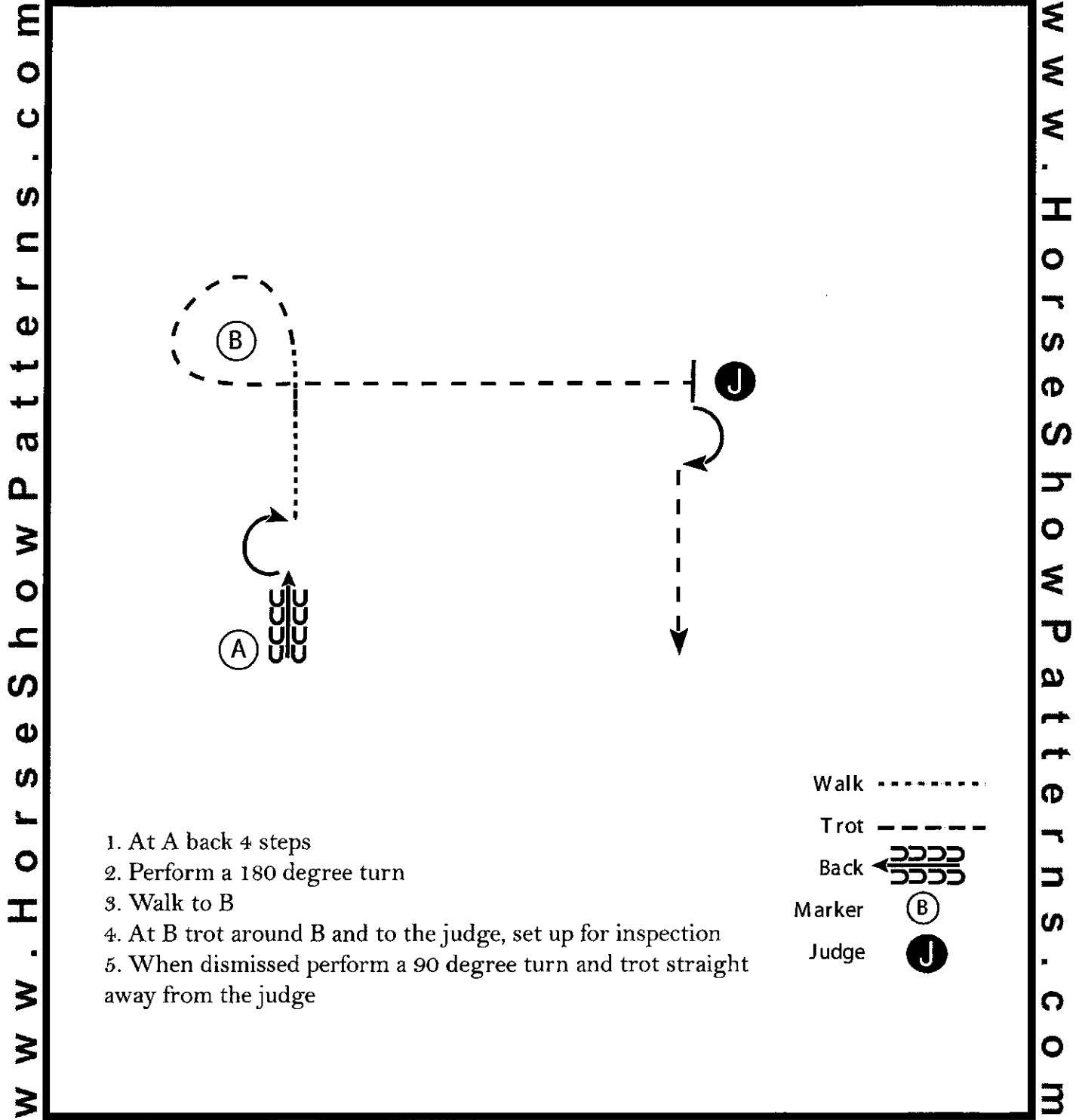
Pattern Provided by:

TETWP Show Committee

Tough Enough To Wear Pink Horse Show

Open JD Equipment Versatility Showmanship (Class #23a)

Show Date: 15-17 Sep 17



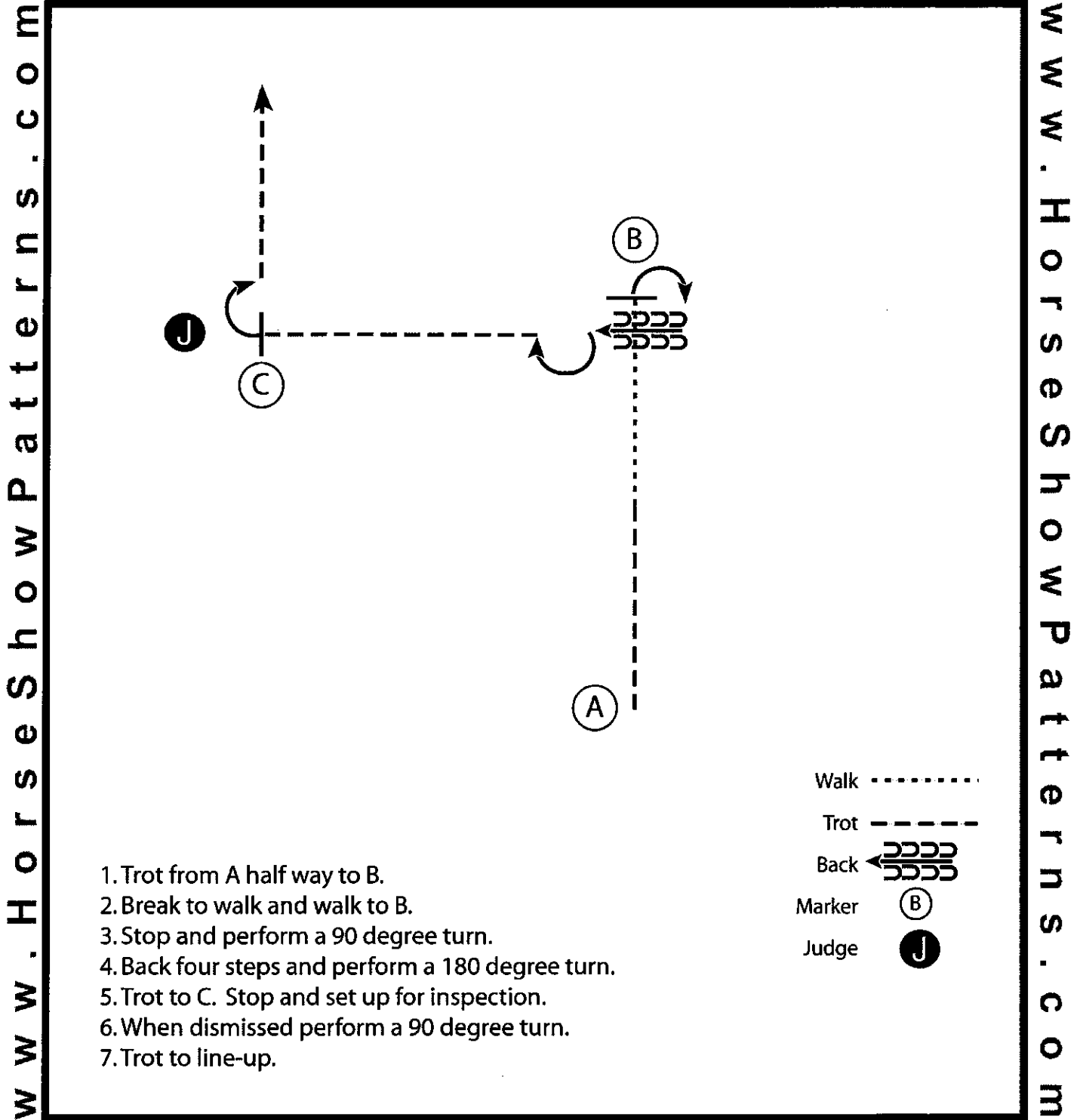
[S/2-1]

Pattern Provided by:
TETWP Show Committee

Tough Enough To Wear Pink Horse Show

Open Just Peachy Showmanship (Class #24)

Show Date: 15-17 Sep 17



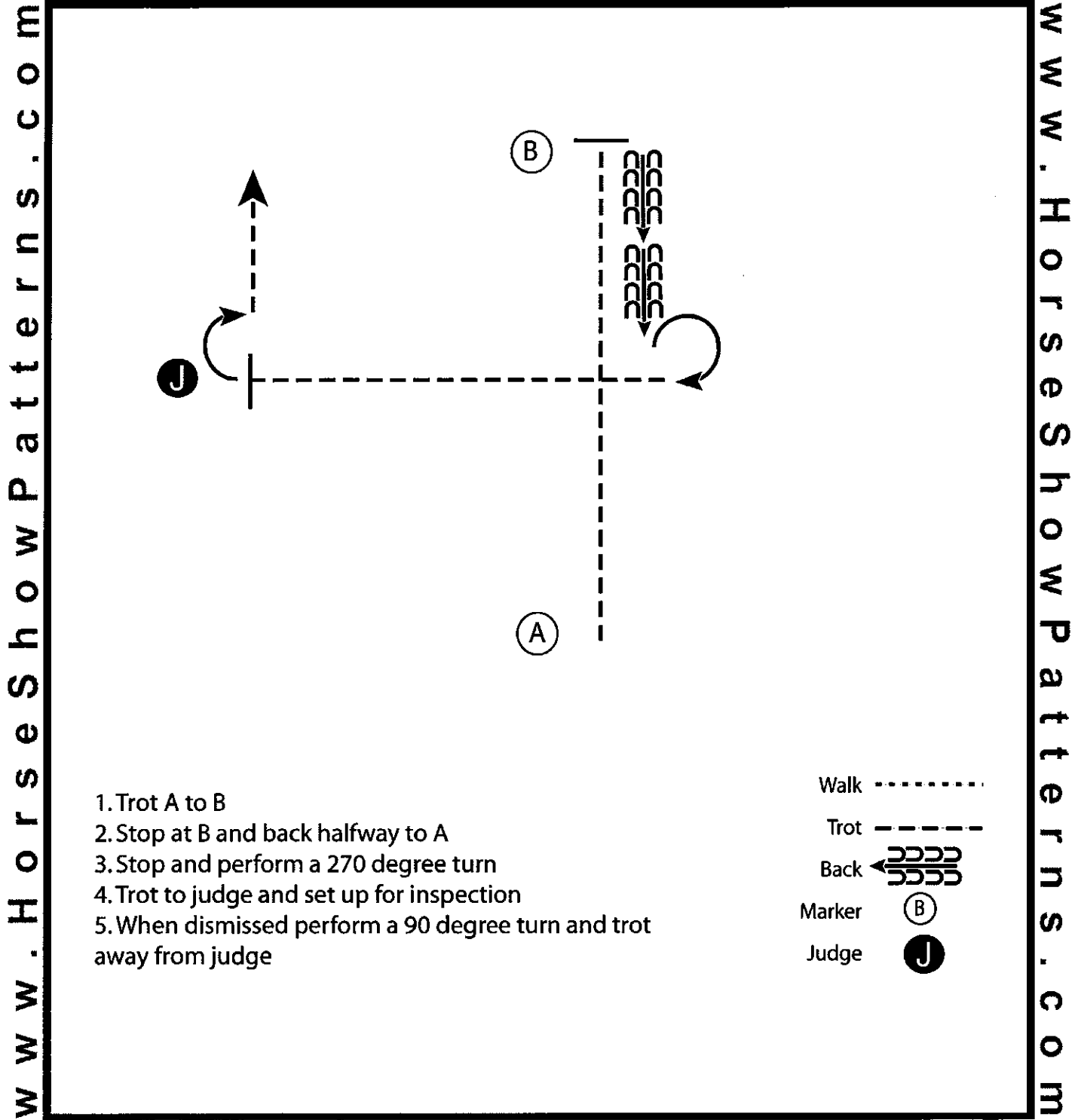
[S/3-9]

Pattern Provided by:
TETWP Show Committee

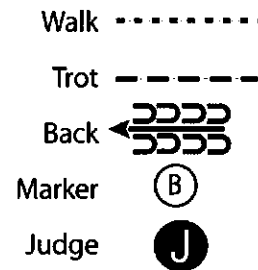
Tough Enough To Wear Pink Horse Show

Amateur Just Peachy Showmanship (Class #25)

Show Date: 15-17 Sep 17



1. Trot A to B
2. Stop at B and back halfway to A
3. Stop and perform a 270 degree turn
4. Trot to judge and set up for inspection
5. When dismissed perform a 90 degree turn and trot away from judge



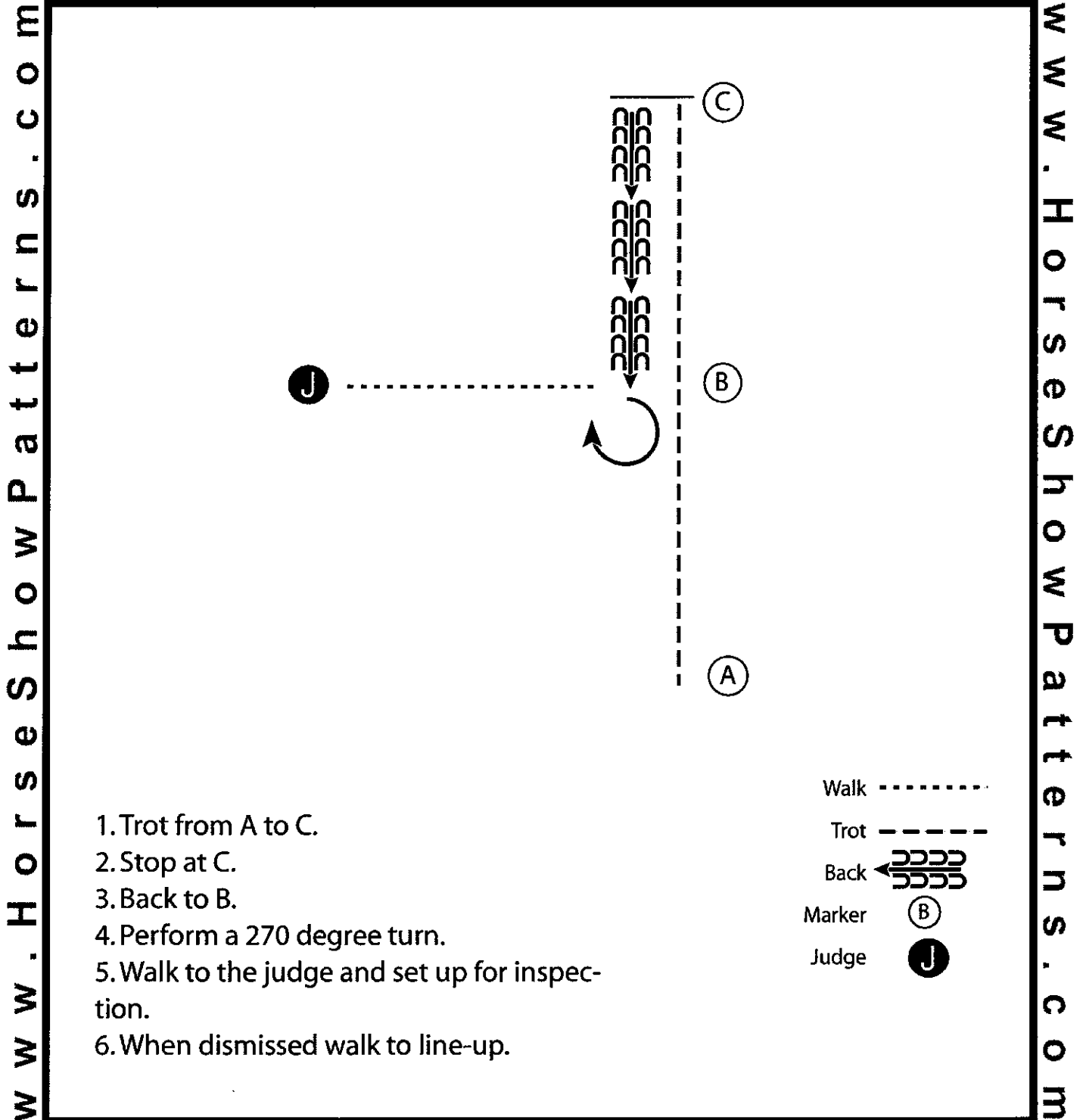
[S/2-3]

Pattern Provided by:
TETWP Show Committee

Tough Enough To Wear Pink Horse Show

Novice Just Peachy Youth Showmanship (Class #26 & #126)

Show Date: 15-17 Sep 17



[S/1-3]

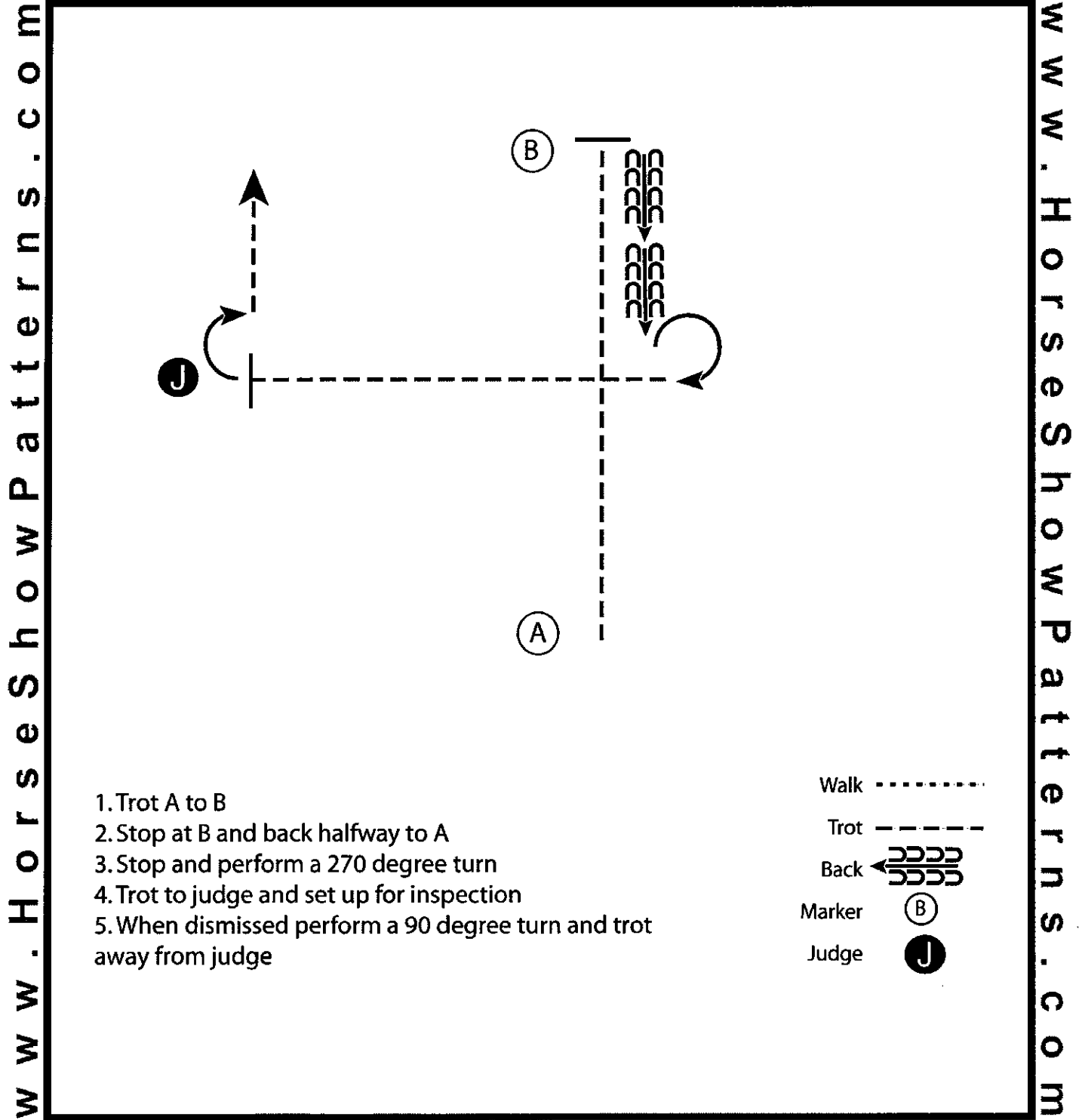
Pattern Provided by:

TETWP Show Committee

Tough Enough To Wear Pink Horse Show

Youth Just Peachy Showmanship (Class #27 & #127, #28 & #128)

Show Date: 15-17 Sep 17



[S/2-3]

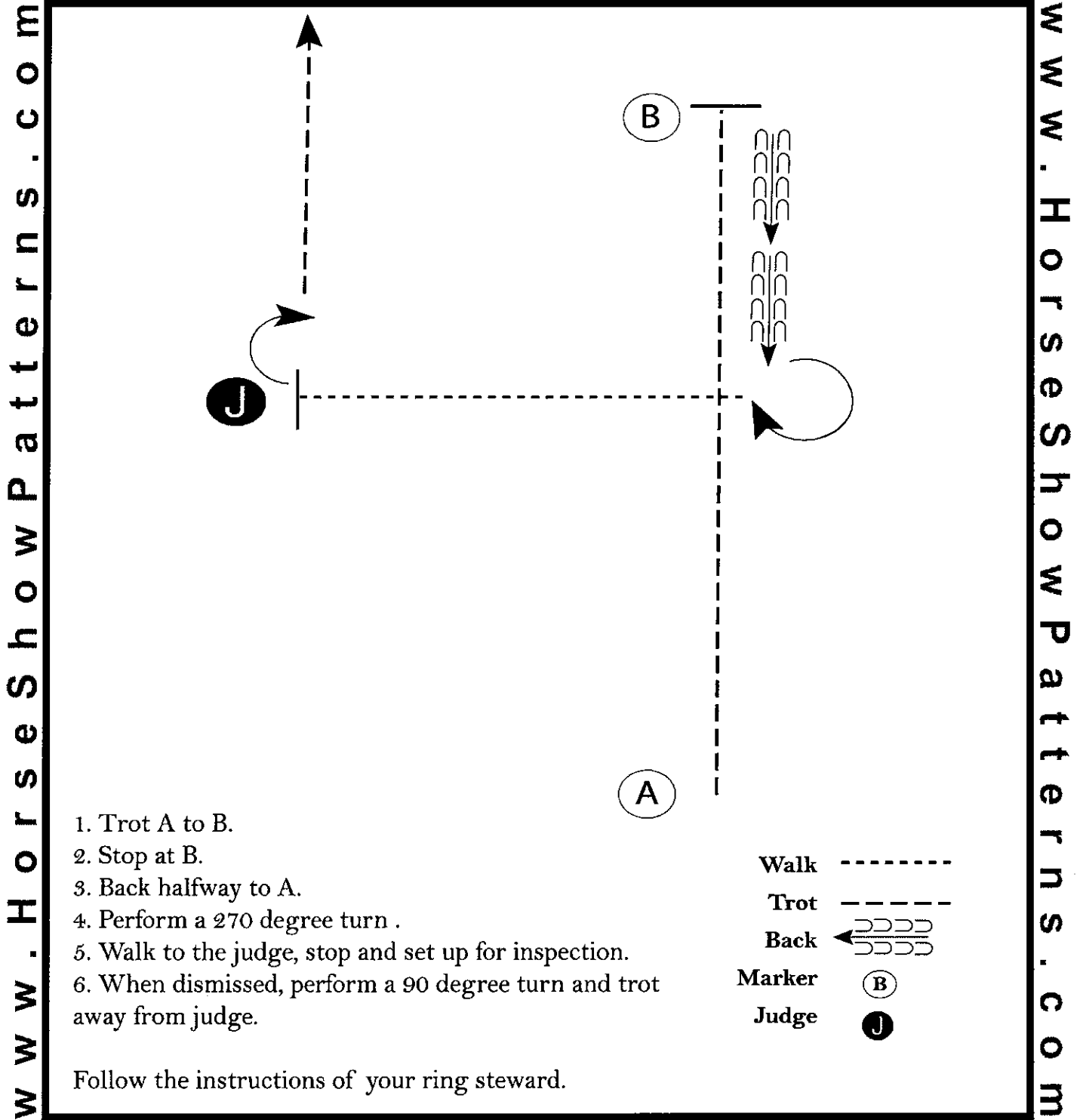
Pattern Provided by:

TETWP Show Committee

Tough Enough To Wear Pink Horse Show

Just Peachy Small Fry Showmanship (Class #29 & #129)

Show Date: 15-17 Sep 17



1. Trot A to B.
2. Stop at B.
3. Back halfway to A.
4. Perform a 270 degree turn .
5. Walk to the judge, stop and set up for inspection.
6. When dismissed, perform a 90 degree turn and trot away from judge.

Walk -----
 Trot - - - - -
 Back ← ~~~~~
 Marker (B)
 Judge (J)

Follow the instructions of your ring steward.

[S/WT-1]

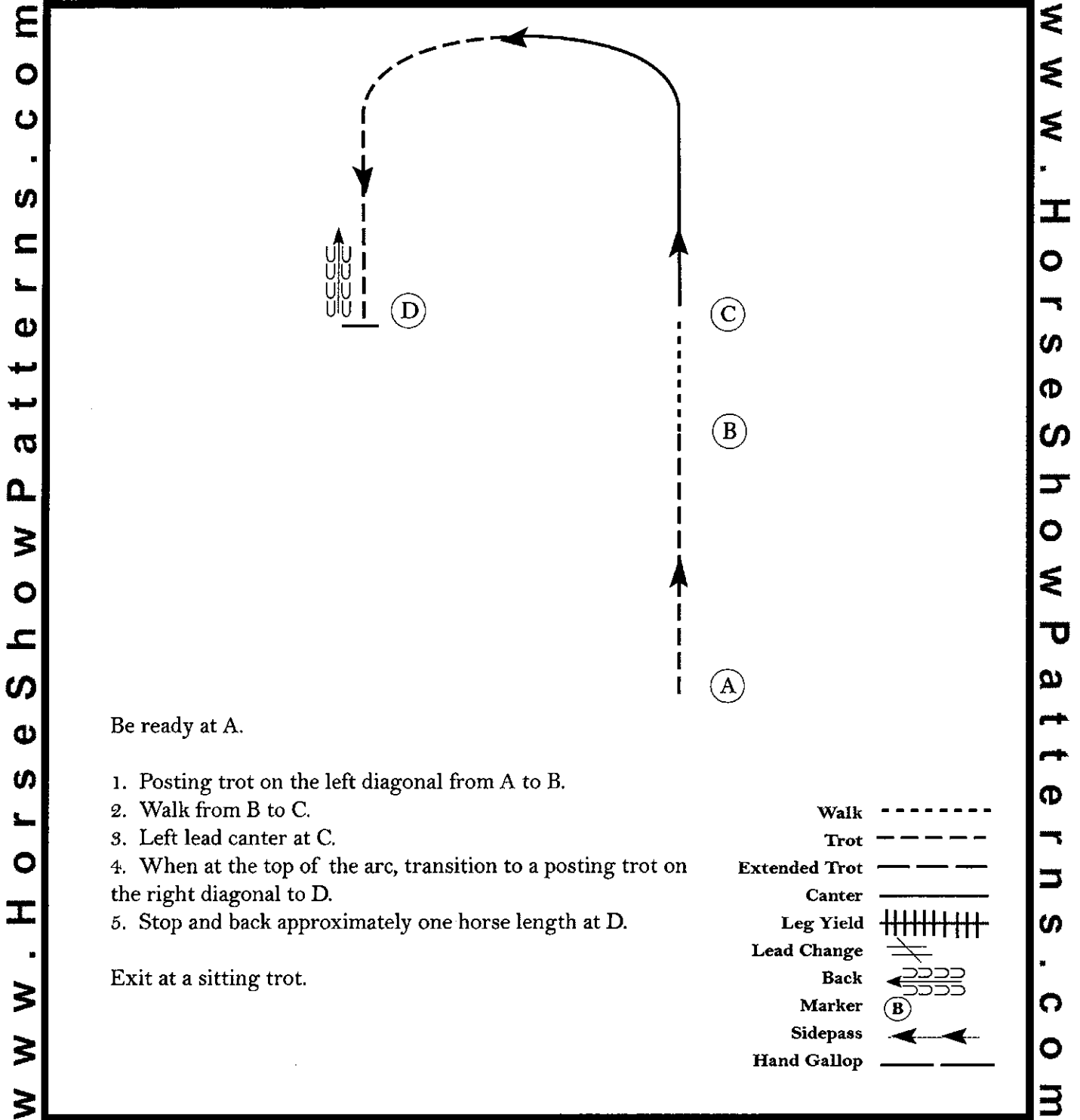
Pattern Provided by:

TETWP Show Committee

Tough Enough To Wear Pink Horse Show

Novice Youth Hunt Seat Equitation (Class #31 & #131)

Show Date: 15-17 Sep 17



Be ready at A.

1. Posting trot on the left diagonal from A to B.
2. Walk from B to C.
3. Left lead canter at C.
4. When at the top of the arc, transition to a posting trot on the right diagonal to D.
5. Stop and back approximately one horse length at D.

Exit at a sitting trot.

Walk
Trot	-----
Extended Trot	-----
Canter	—————
Leg Yield	
Lead Change	↘↗
Back	←←←←
Marker	(B)
Sidepass	←←
Hand Gallop	—————

[HSE/1-20]

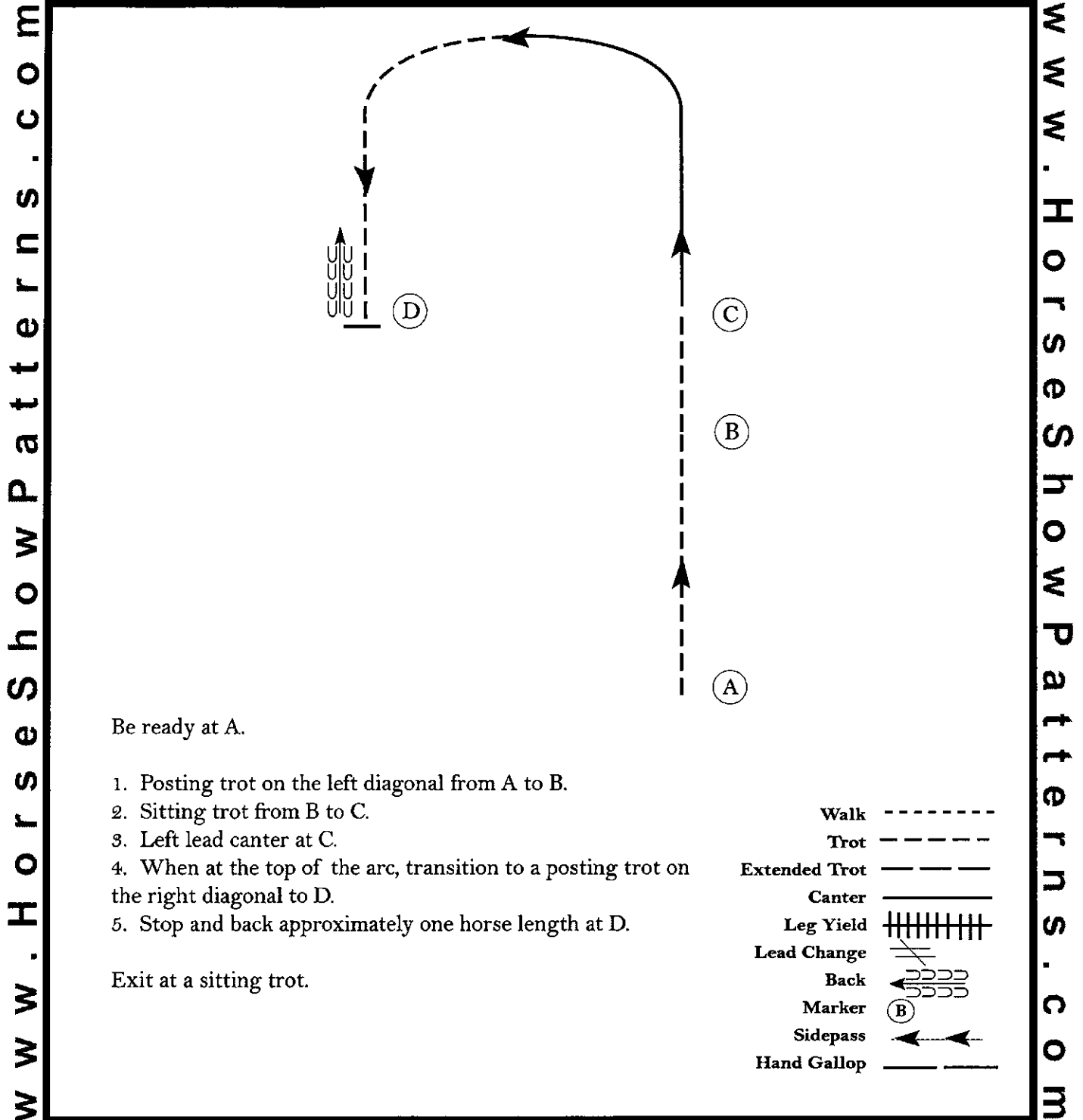
Pattern Provided by:

TETWP Show Committee

Tough Enough To Wear Pink Horse Show

Open Pony Hunt Seat Equitation (Class #32)

Show Date: 15-17 Sep 17



[HSE/2-20]

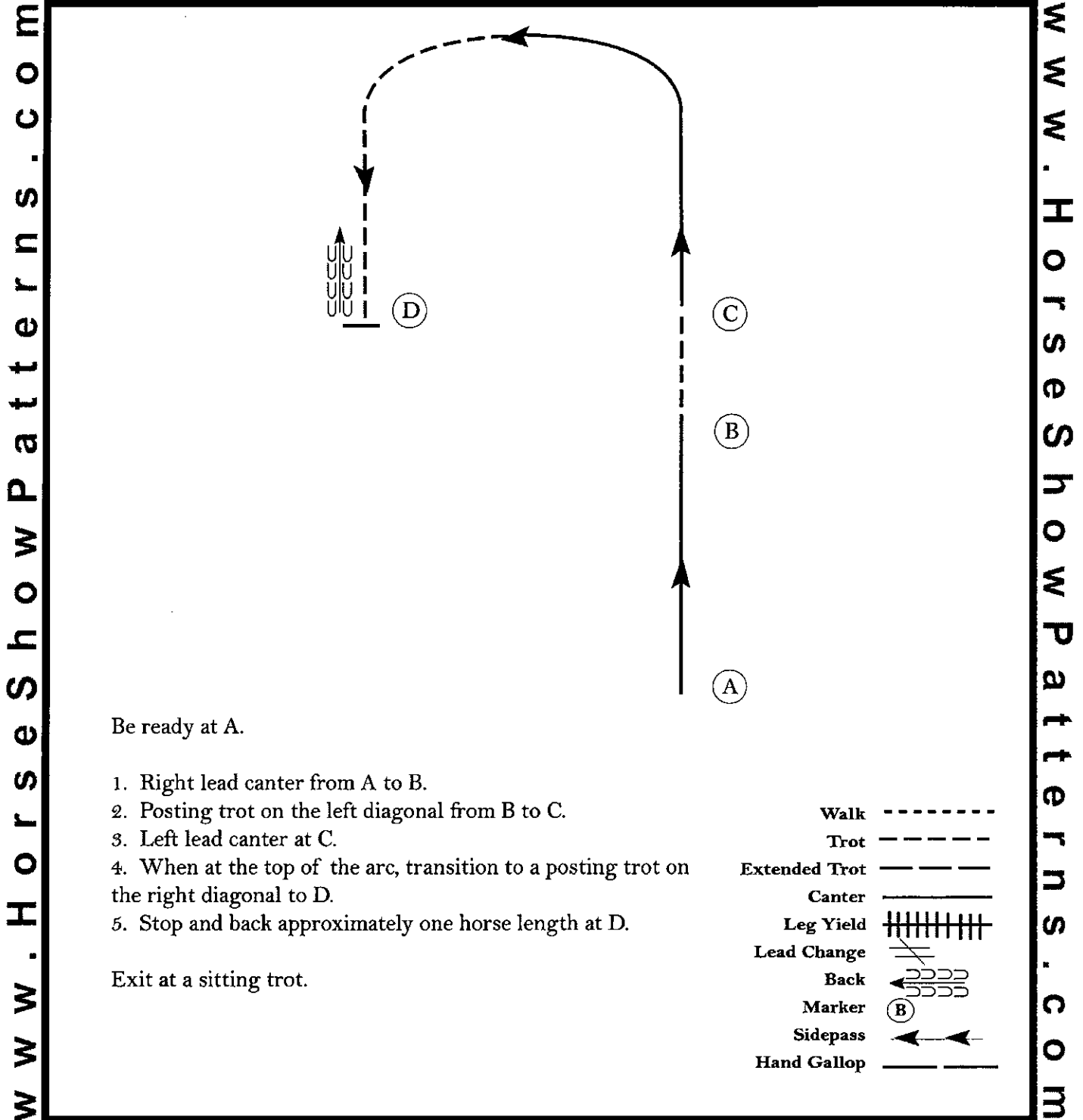
Pattern Provided by:

TETWP Show Committee

Tough Enough To Wear Pink Horse Show

Youth & NSBA Hunt Seat Equitation (Class #33 & #133)

Show Date: 15-17 Sep 17



[HSE/3-20]

Pattern Provided by:

TETWP Show Committee

Tough Enough To Wear Pink Horse Show

Youth & NSBA Hunt Seat Equitation (Class #34 & #134)

Show Date: 15-17 Sep 17

www.HorseShowPatterns.com

www.HorseShowPatterns.com

Be ready at A.

1. Posting trot on the left diagonal from A to B.
2. Sitting trot from B to C.
3. Left lead canter at C.
4. When at the top of the arc, transition to a posting trot on the right diagonal to D.
5. Stop and back approximately one horse length at D.

Exit at a sitting trot.

Walk
Trot	-----
Extended Trot	-----
Canter	—————
Leg Yield	
Lead Change	↘↙
Back	←←←←
Marker	(B)
Sidepass	←←
Hand Gallop	—————

[HSE/2-20]

Pattern Provided by:

TETWP Show Committee

Tough Enough To Wear Pink Horse Show

Small Fry & NSBA W/T Hunt Seat Equitation (Class #35 & #135)

Show Date: 15-17 Sep 17

www.HorseShowPatterns.com

www.HorseShowPatterns.com

Be ready at A.

1. Posting trot on the left diagonal from A to B.
2. Walk from B to C.
3. Posting trot on the right diagonal from C to D.
4. Stop and back approximately one horse length at D.

Exit at a sitting trot.

Walk
Trot	-----
Extended Trot	-----
Canter	—————
Leg Yield	
Lead Change	↘
Back	←←←←
Marker	(B)
Sidepass	←→
Hand Gallop	-----

[HSE/WT-20]

Pattern Provided by:

TETWP Show Committee

Tough Enough To Wear Pink Horse Show

Novice Youth & NSBA Horsemanship (Class #48 & #148)

Show Date: 15-17 Sep 17

www.HorseShowPatterns.com

www.HorseShowPatterns.com

1. Walk to A.
2. At A stop and back 3 steps.
3. Jog A to B.
4. Stop at B and perform a 360 degree turn to the right.
5. Jog a circle to the right around C.
6. At B lope on the left lead, lope a circle to the left around D.
7. Continue the lope to E.
8. Stop at E.

Walk
Jog	-----
Extended Jog	-----
Lope	————
Leg Yield	
Lead Change	↘
Back	←←←←
Marker	⊙
Sidepass	←- - - ->

[WH/1-16]

Pattern Provided by:

TETWP Show Committee

Tough Enough To Wear Pink Horse Show

Open Pony Horsemanship (Class #49)

Show Date: 15-17 Sep 17

www.HorseShowPatterns.com

www.HorseShowPatterns.com

1. Walk to A.
2. At A stop and back 3 steps.
3. Jog A to B.
4. Stop at B and perform a 360 degree turn to the right.
5. Jog a circle to the right around C.
6. At B lope on the left lead, lope a circle to the left around D.
7. Continue the lope to E.
8. Stop at E.

Walk
Jog	- - - - -
Extended Jog	-----
Lope	—————
Leg Yield	
Lead Change	↘
Back	⤵
Marker	Ⓚ
Sidepass	← - - - - →

[WH/1-16]

Pattern Provided by:

TETWP Show Committee

Tough Enough To Wear Pink Horse Show

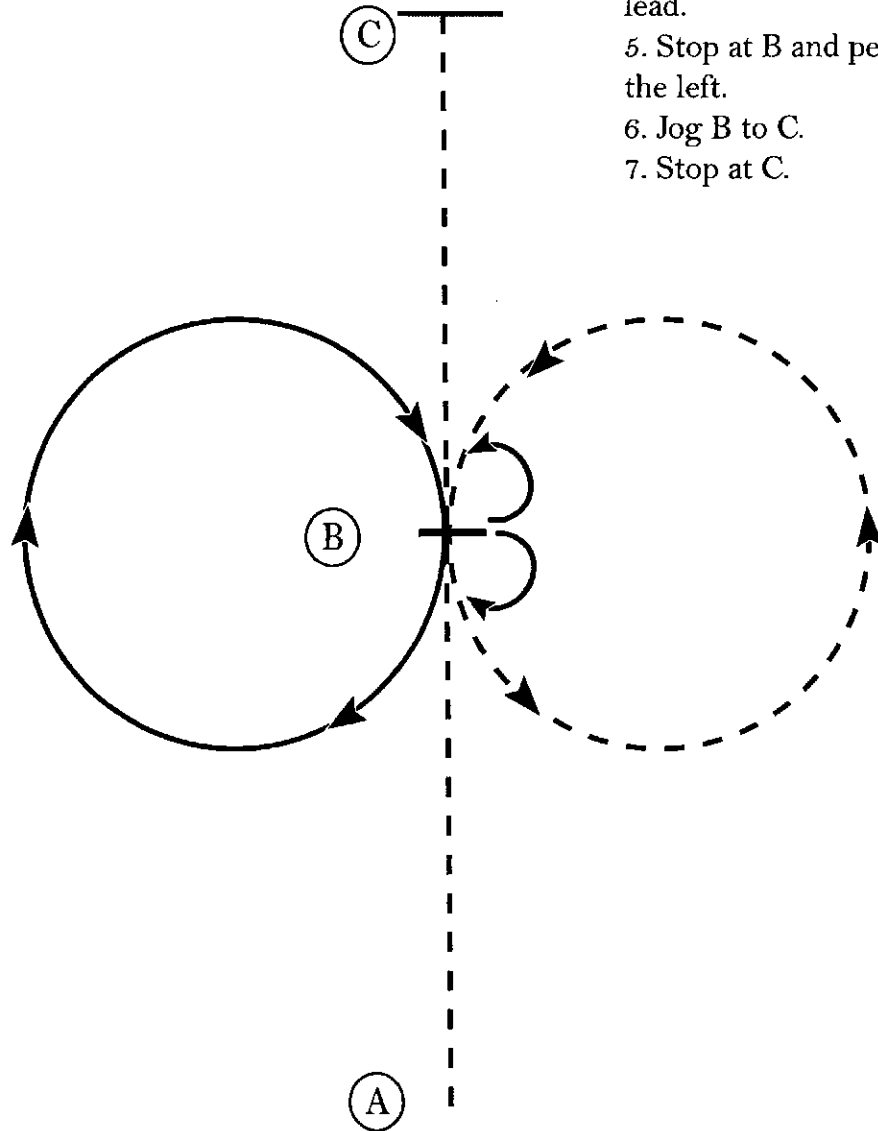
Youth & NSBA Horsemanship (Class #50 & #150, Class #51 & #151)

Show Date: 15-17 Sep 17

w w w . H o r s e S h o w P a t t e r n s . c o m

w w w . H o r s e S h o w P a t t e r n s . c o m

1. Jog A to B.
2. Stop at B and perform a 180 degree turn to the right on the hindquarters.
3. Jog a circle to the left.
4. At B lope a circle to the right on the right lead.
5. Stop at B and perform a 180 degree turn to the left.
6. Jog B to C.
7. Stop at C.



Walk
Jog	- - - - -
Extended Jog	— — — — —
Lope	—————
Leg Yield	
Lead Change	↘
Back	←←←←←
Marker	⊙
Sidepass	← - - - - →

[WH/1-10]

Pattern Provided by:

TETWP Show Committee

Tough Enough To Wear Pink Horse Show

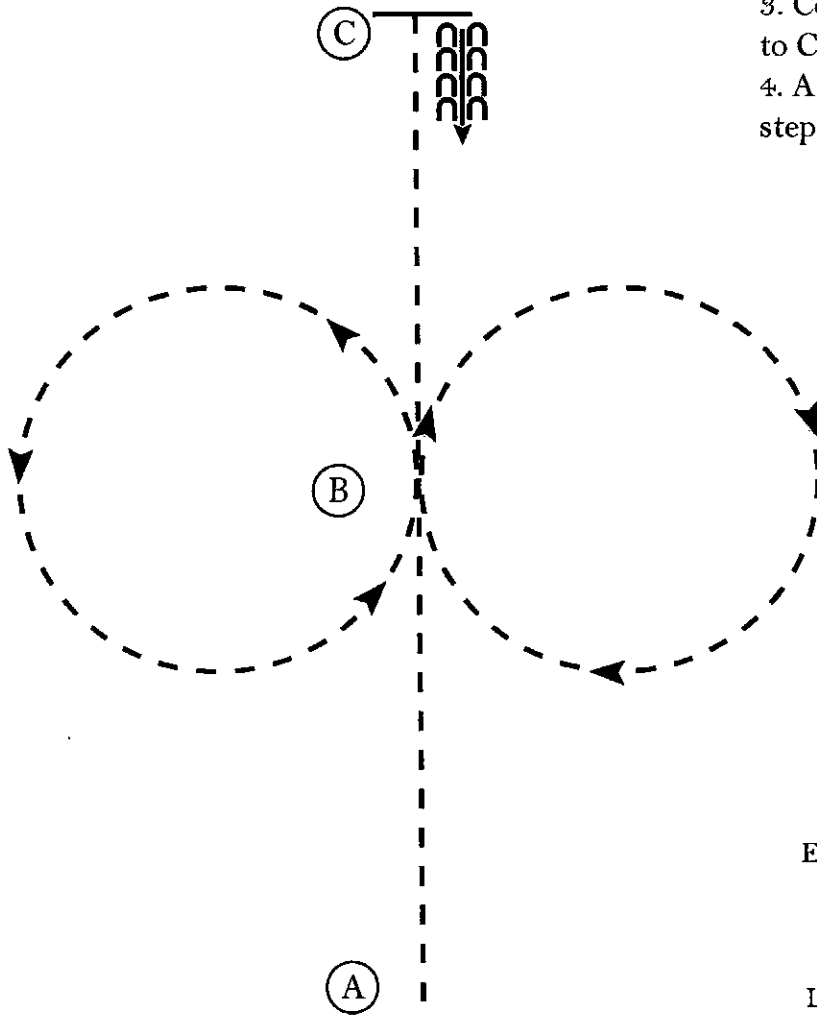
Small Fry & NSBA W/T Horsemanship (Class #52 & #152)

Show Date: 15-17 Sep 17

www.HorseShowPatterns.com

www.HorseShowPatterns.com

1. Jog A to B
2. At B perform a figure eight, beginning to the right
3. Continue the jog from B to C
4. At C stop and back 4 steps



- Walk|
- Jog - - - - -|
- Extended Jog — — — — —|
- Lope —————|
- Leg Yield |||||
- Lead Change /
- Back ← CCCC
- Marker (B)
- Sidepass - - - - -|

[WH/WT-5]

Pattern Provided by:

TETWP Show Committee

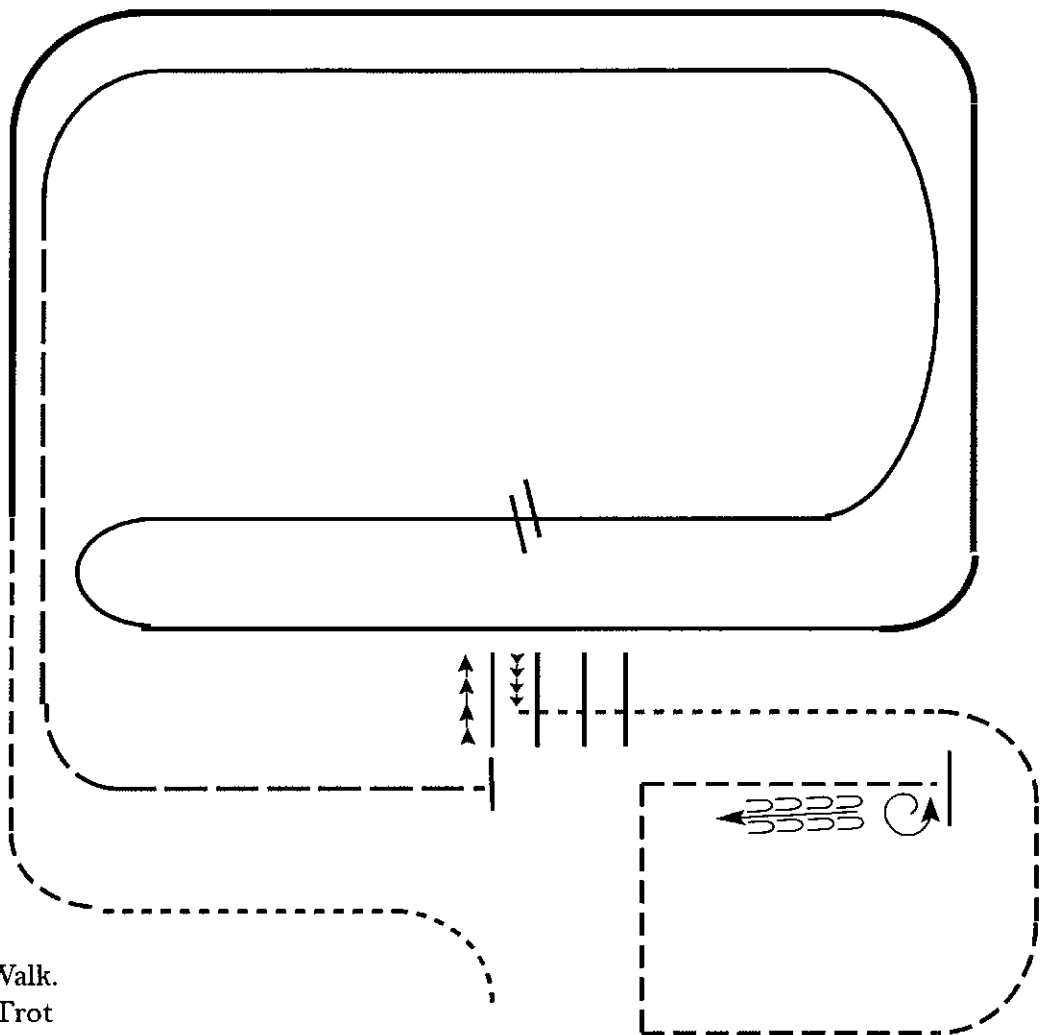
Tough Enough To Wear Pink Horse Show

Open & NSBA Ranch Riding (Class #67 & #167)

Show Date: 15-17 Sep 17

www.HorseShowPatterns.com

www.HorseShowPatterns.com



1. Walk.
2. Trot
3. Extended lope-right lead
4. Lope right lead
5. Change leads (simple or flying)
6. Lope left lead
7. Extended trot
8. Stop, side pass left, side pass right, 1/2 way
9. Walk over logs
10. Walk
11. Trot square
12. Stop, 360 degree turn left, back

- Walk
- Jog
- Extended Jog
- Lope
- Lead Change
- Back
- Marker

[RR/5]

Pattern Provided by:
TETWP Show Committee

Tough Enough To Wear Pink Horse Show

Youth & NSBA Ranch Riding (Class #68 & #168)

Show Date: 15-17 Sep 17

www.HorseShowPatterns.com

www.HorseShowPatterns.com

1. Walk to the left around corner of arena.
2. Trot
3. Extend alongside of the arena and around the corner to center.
4. Stop, side pass right
5. 360 degree turn each direction (either way 1st)
6. Walk.
7. Trot.
8. Lope left lead
9. Extend the lope
10. Change leads (simple or flying)
11. Collect to the lope
12. Extend trot
13. Stop and back

Walk
Jog	-----
Extended Jog	-----
Lope	————
Lead Change	————
Back	←————
Marker	ⓑ

[RR/3]

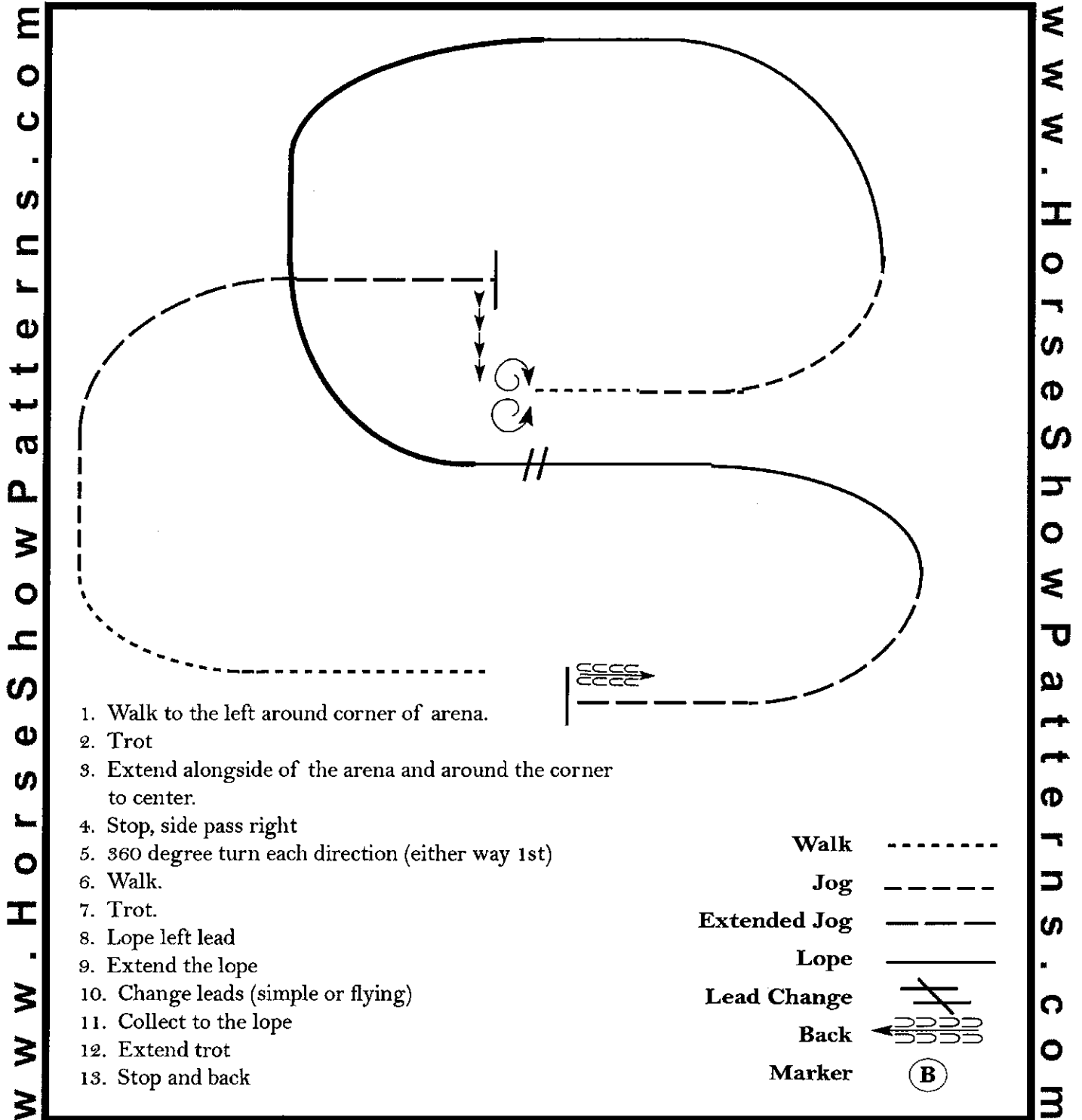
Pattern Provided by:

TETWP Show Committee

Tough Enough To Wear Pink Horse Show

Amateur & NSBA Ranch Riding (Class #69 & #169)

Show Date: 15-17 Sep 17



1. Walk to the left around corner of arena.
2. Trot
3. Extend alongside of the arena and around the corner to center.
4. Stop, side pass right
5. 360 degree turn each direction (either way 1st)
6. Walk.
7. Trot.
8. Lope left lead
9. Extend the lope
10. Change leads (simple or flying)
11. Collect to the lope
12. Extend trot
13. Stop and back

Walk
Jog	-----
Extended Jog	-----
Lope	————
Lead Change	//
Back	←←←←←
Marker	ⓑ

[RR/3]

Pattern Provided by:

TETWP Show Committee