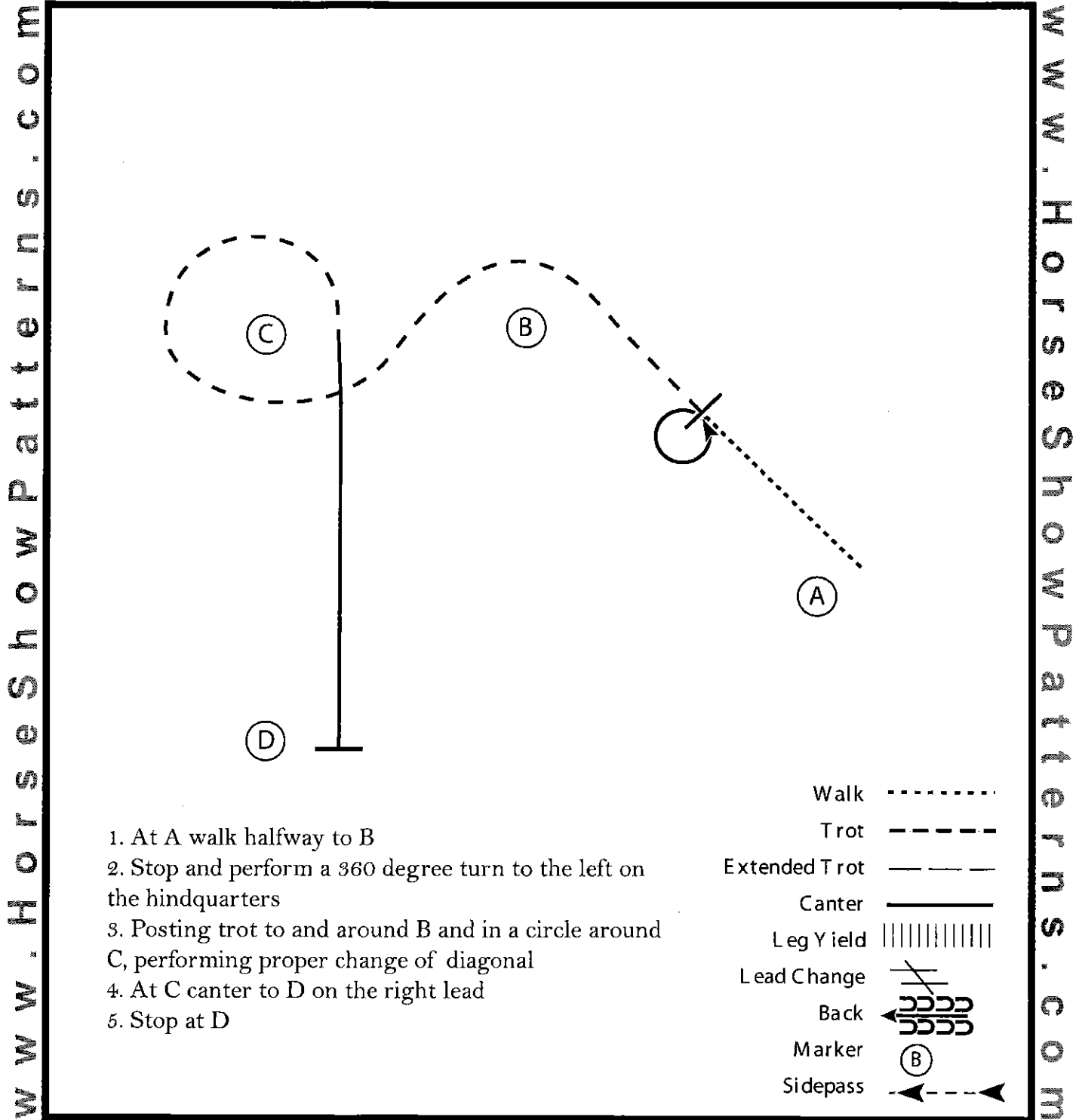


Tough Enough To Wear Pink

Amateur & NSBA Hunt Seat Equitation (Class #6 & #106)

Show Date: 09/14-16/18



1. At A walk halfway to B
2. Stop and perform a 360 degree turn to the left on the hindquarters
3. Posting trot to and around B and in a circle around C, performing proper change of diagonal
4. At C canter to D on the right lead
5. Stop at D

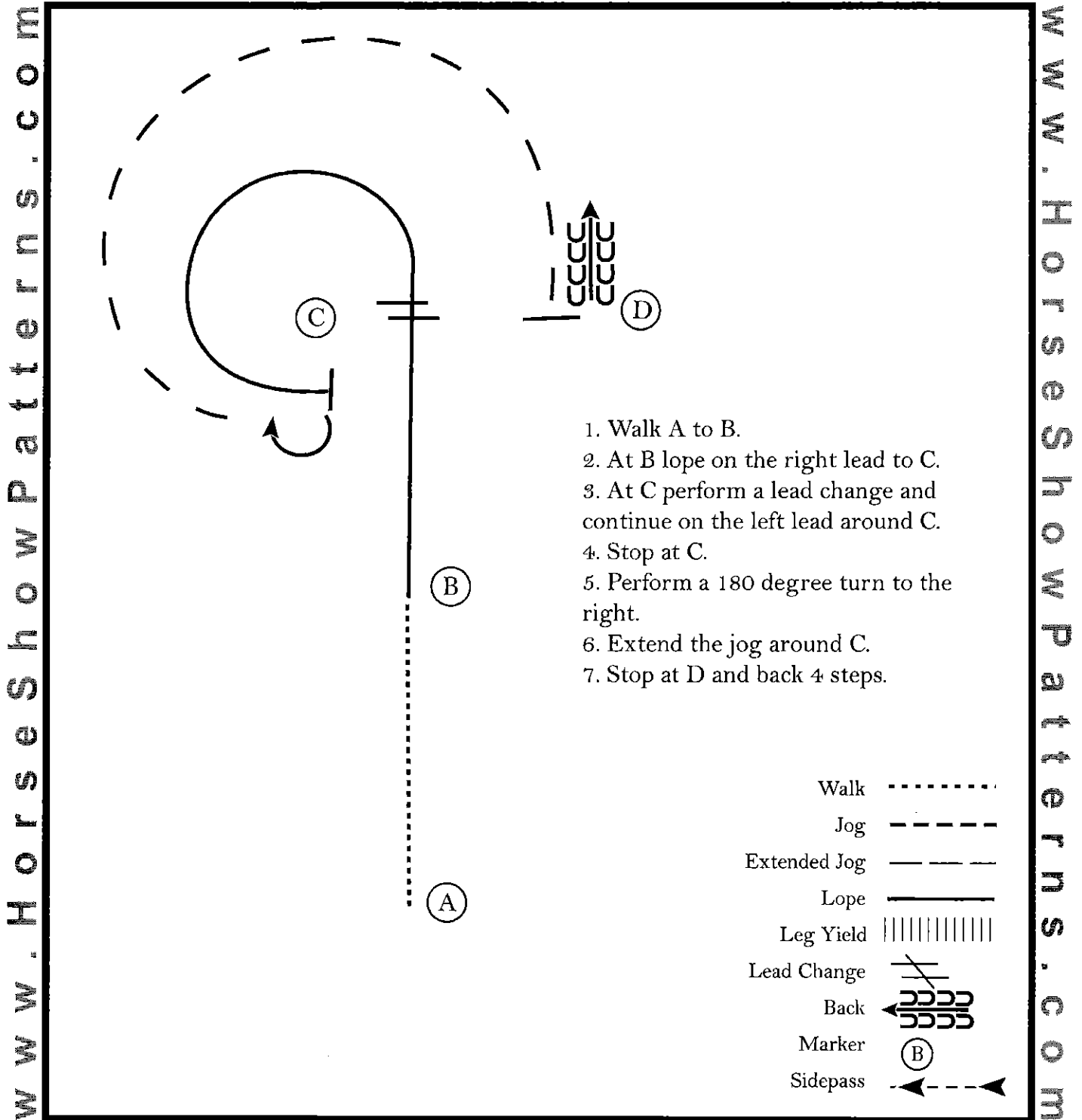
[HSE/2-1]

Pattern Provided by:
TETWP Committee

Tough Enough To Wear Pink

Amateur & NSBA Western Horsemanship (Class #13 & #113)

Show Date: 09/14-16/18



[WH/2-1]

Pattern Provided by:
TETWP Committee

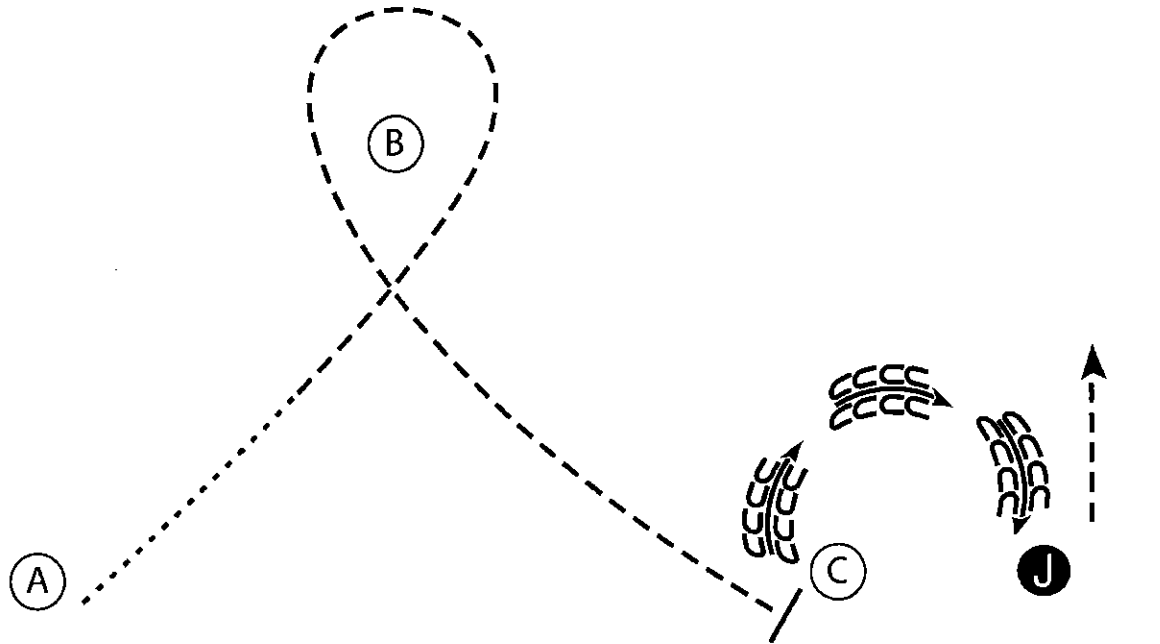
Tough Enough To Wear Pink

JD Equipment Versatility Classic Showmanship (Class #23)

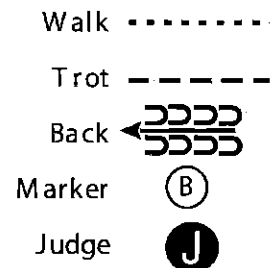
Show Date: 09/14-16/18

w w w . H o r s e S h o w P a t t e r n s . c o m

w w w . H o r s e S h o w P a t t e r n s . c o m



1. Walk halfway from A to B
2. Trot to and around B and continue to C
3. Stop at C and back in a half circle to the judge
4. Stop and set up for inspection
5. When dismissed trot straight away from the judge



[S/2-2]

Pattern Provided by:
TETWP Committee

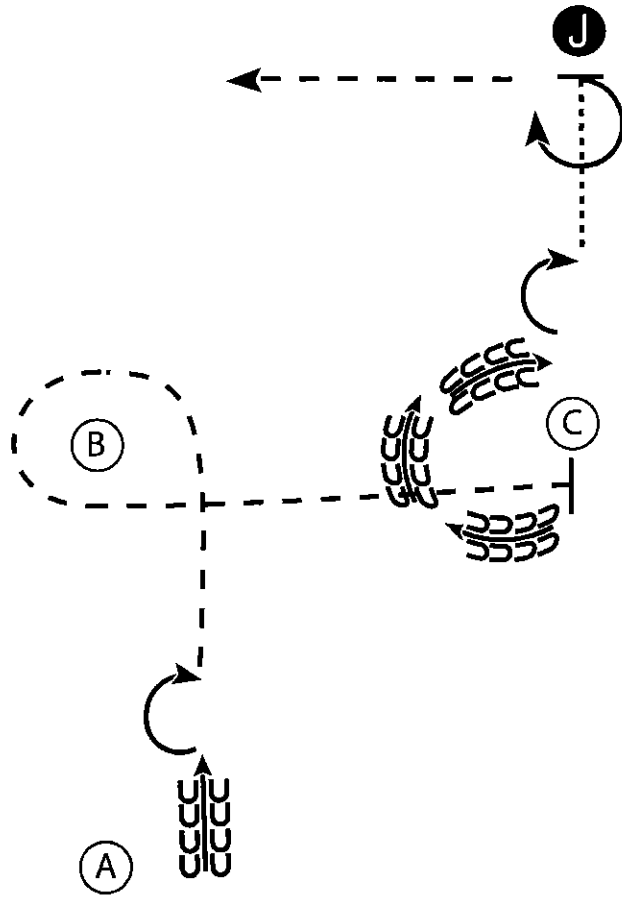
Tough Enough To Wear Pink

Just Peachy Open Showmanship (Class #24)

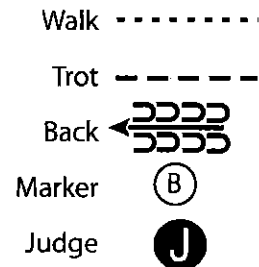
Show Date: 09/14-16/18

www.HorseShowPatterns.com

www.HorseShowPatterns.com



1. At A back 4 steps and perform a 180 degree turn
2. Trot to and around B and continue to C
3. Stop at C
4. Back around C
5. Perform a 90 degree turn
6. Walk to judge and set up for inspection
7. When dismissed perform a 270 degree turn and trot straight away from the judge



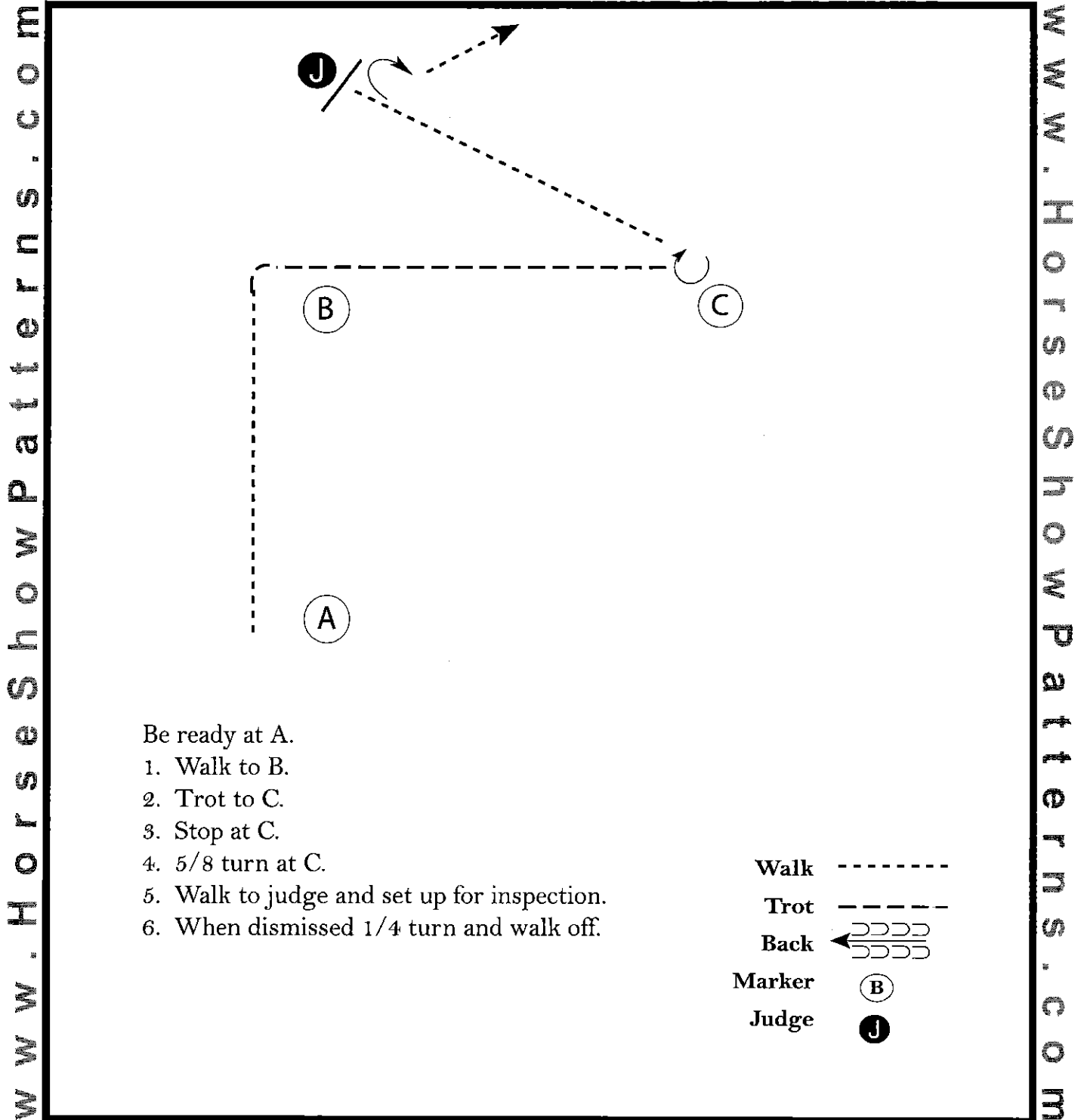
[S/3-1]

Pattern Provided by:
TETWP Committee

Tough Enough To Wear Pink

Just Peachy Novice Youth & NSBA Showmanship (Class #26 & #126)

Show Date: 09/14-16/18



[S/1-20]

Pattern Provided by:
TETWP Committee

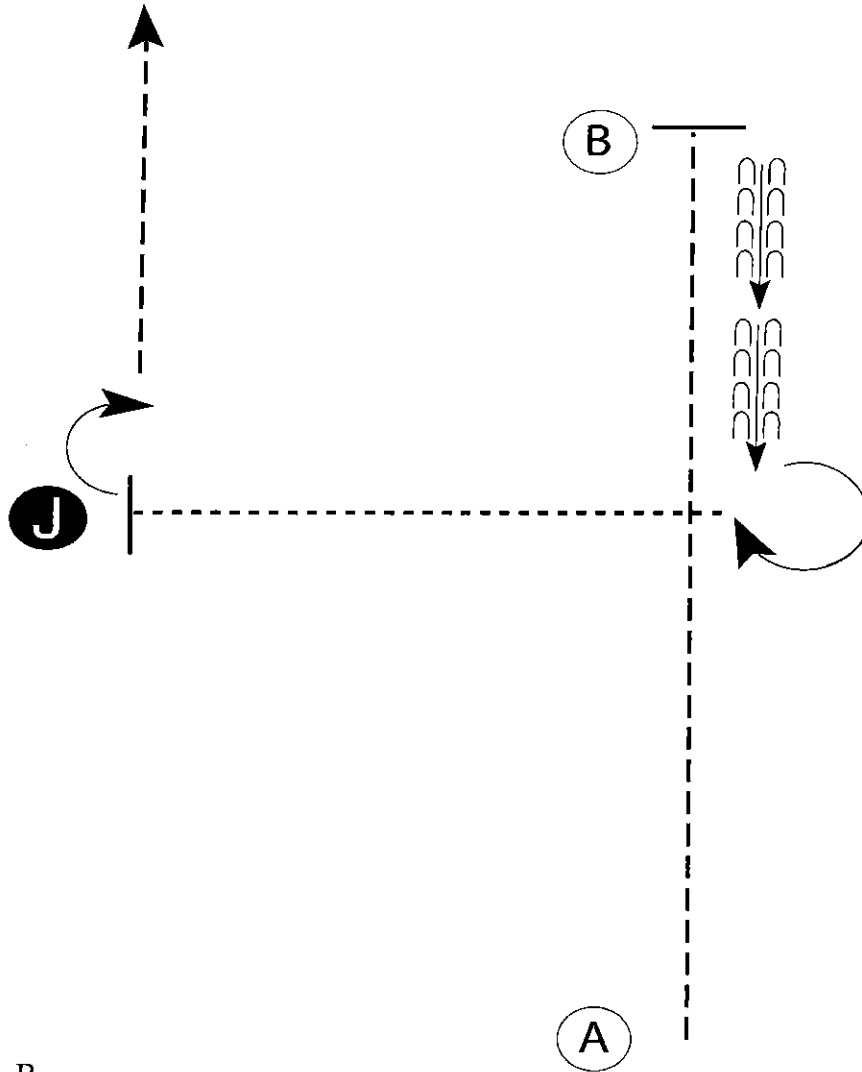
Tough Enough To Wear Pink

Just Peachy Youth & NSBA Showmanship (Class #28 & #128)

Show Date: 09/14-16/18

w w w . H o r s e S h o w P a t t e r n s . c o m

w w w . H o r s e S h o w P a t t e r n s . c o m



1. Trot A to B.
2. Stop at B.
3. Back halfway to A.
4. Perform a 270 degree turn .
5. Walk to the judge, stop and set up for inspection.
6. When dismissed, perform a 90 degree turn and trot away from judge.

Walk -----
Trot - - - - -
Back ← ← ← ← ←
Marker (B)
Judge (J)

Follow the instructions of your ring steward.

[S/WT-1]

Pattern Provided by:
TETWP Committee

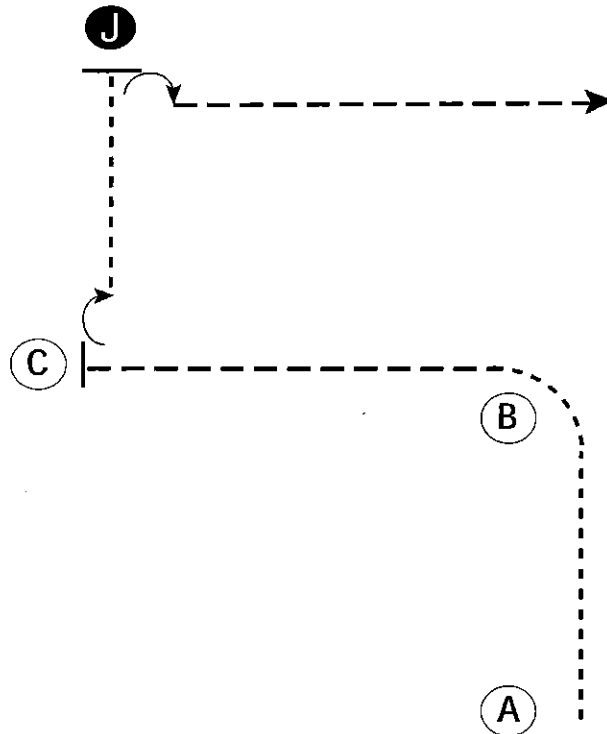
Tough Enough To Wear Pink

Just Peachy Small Fry & NSBA Showmanship (Class #29 & #129)

Show Date: 09/14-16/18

w w w . H o r s e S h o w P a t t e r n s . c o m

w w w . H o r s e S h o w P a t t e r n s . c o m



Be ready at A.

1. Walk from A to B.
2. Trot from B to C.
3. Stop at C and perform a 90 degree turn.
4. Walk to the judge.
5. Stop and set up for inspection.
6. When dismissed, perform a 90 degree turn.
7. Trot away from judge.
8. Follow the instructions of your ring steward.

Walk	-----
Trot	- - - - -
Back	←←←←← ←←←←←
Marker	Ⓚ
Judge	ⓐ

[S/WT-17]

Pattern Provided by:
TETWP Committee

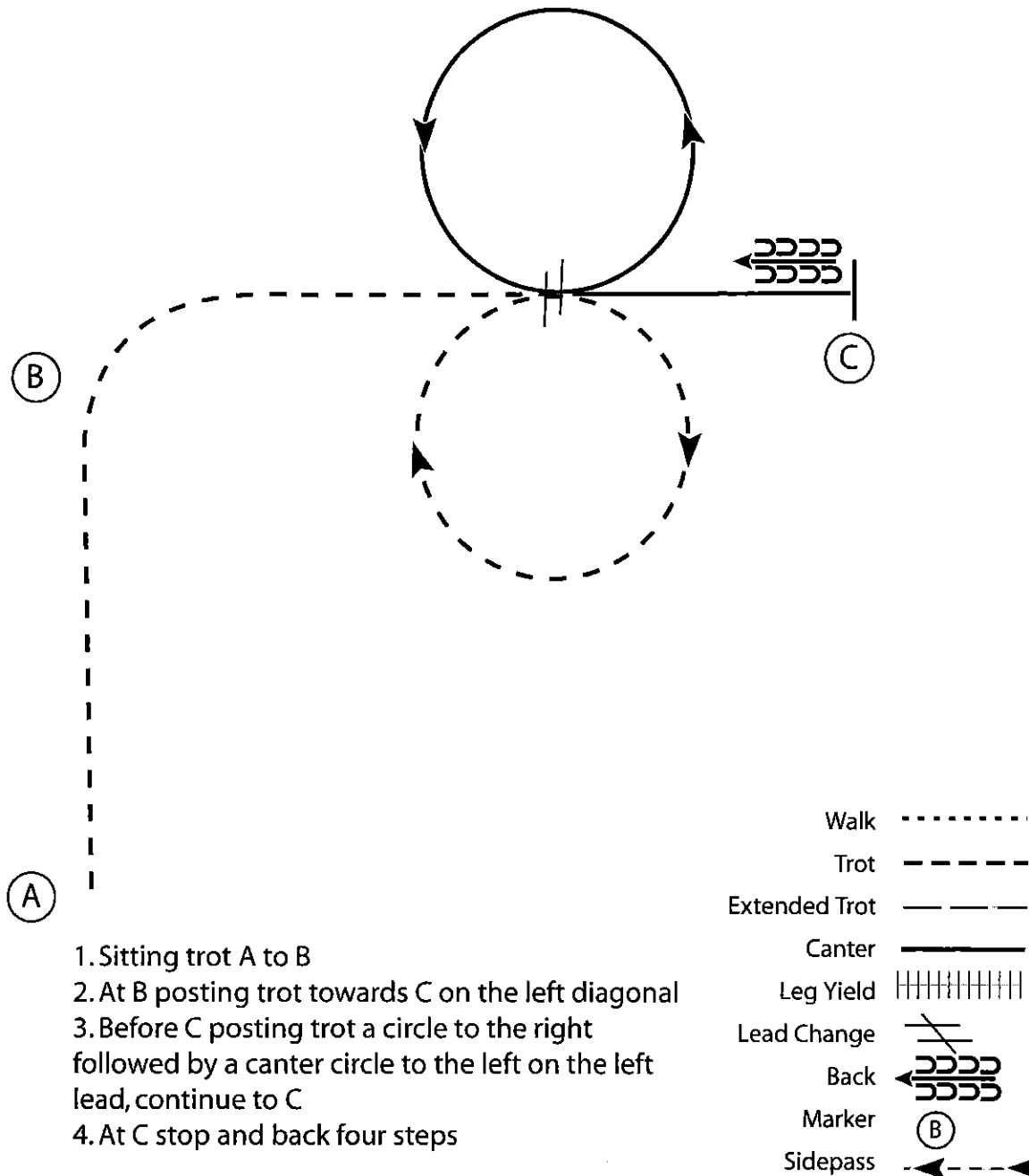
Tough Enough To Wear Pink

Novice Youth & NSBA Hunt Seat Equitation (Class #31 & #131)

Show Date: 09/14-16/18

www.HorseShowPatterns.com

www.HorseShowPatterns.com



[HSE/1-10]

Pattern Provided by:
TETWP Committee

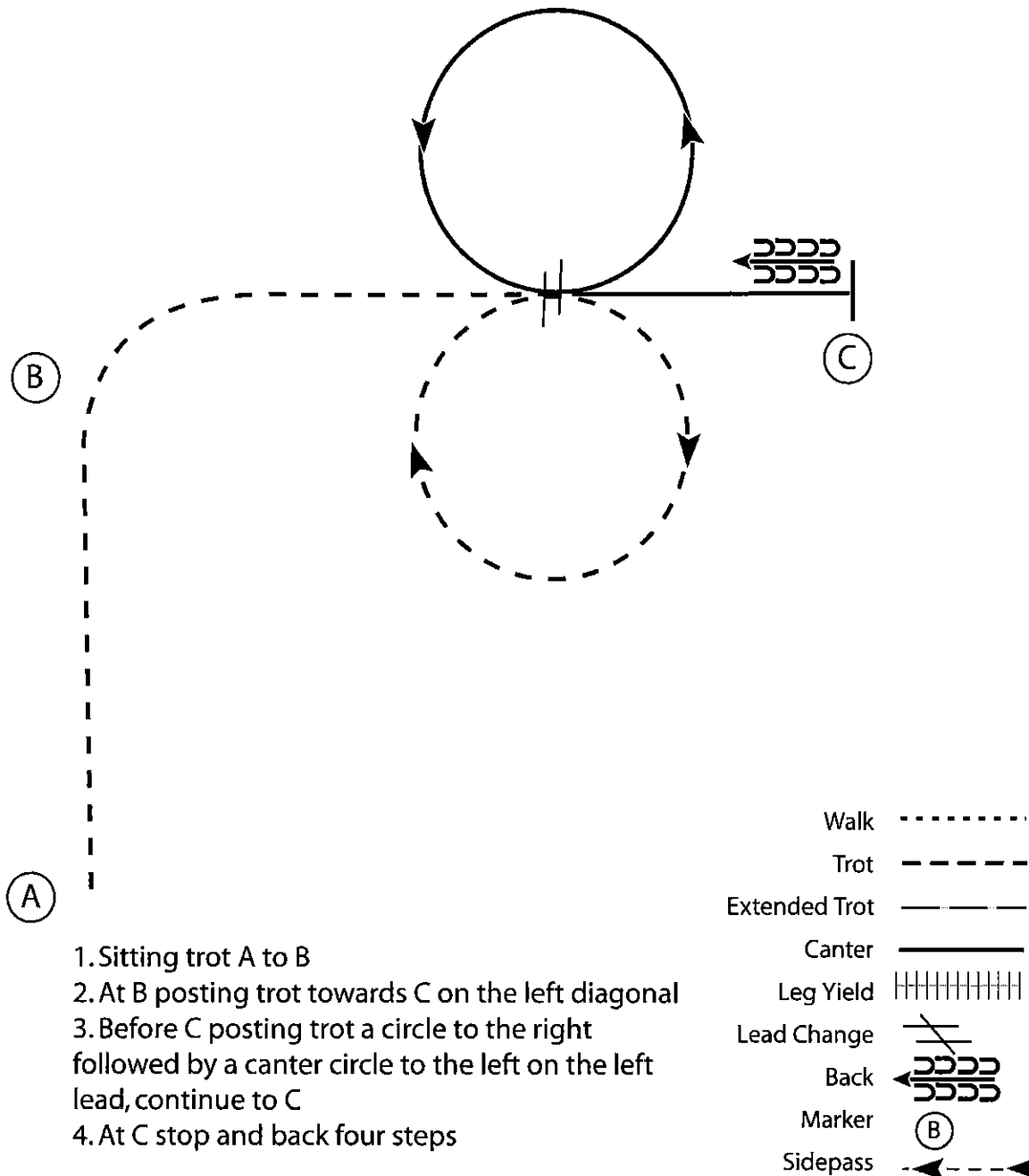
Tough Enough To Wear Pink

Open Pony Hunt Seat Equitation (Class #32)

Show Date: 09/14-16/18

www.HorseShowPatterns.com

www.HorseShowPatterns.com



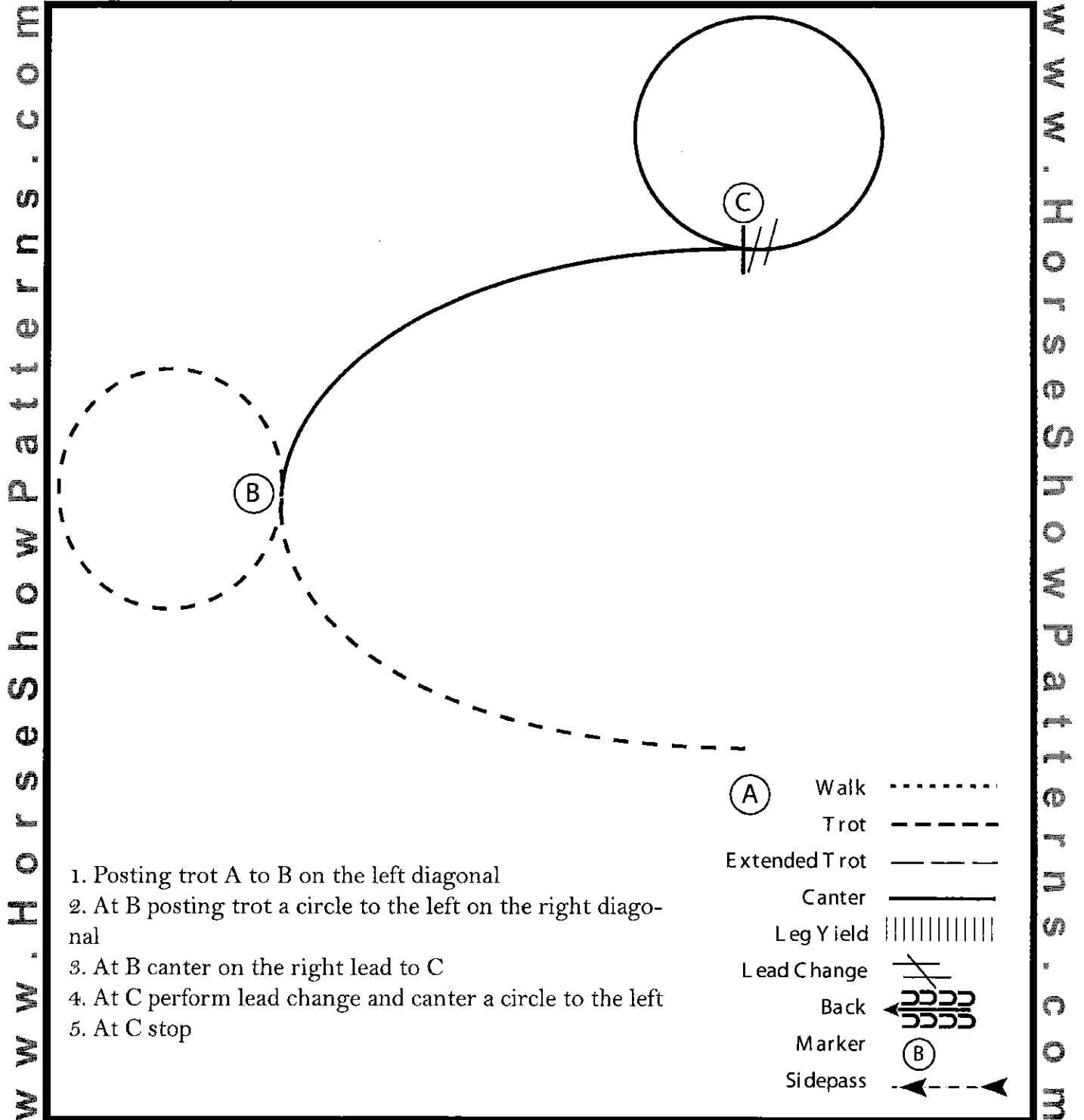
[HSE/1-10]

Pattern Provided by:
TETWP Committee

Tough Enough To Wear Pink

Youth & NSBA Hunt Seat Equitation (Class #33 & #133)

Show Date: 09/14-16/18



1. Posting trot A to B on the left diagonal
2. At B posting trot a circle to the left on the right diagonal
3. At B canter on the right lead to C
4. At C perform lead change and canter a circle to the left
5. At C stop

(A)	Walk
	Trot	-----
	Extended Trot	-----
	Canter	—————
	Leg Yield	
	Lead Change	↘
	Back	←←←←←
	Marker	(B)
	Sidepass	←-----→

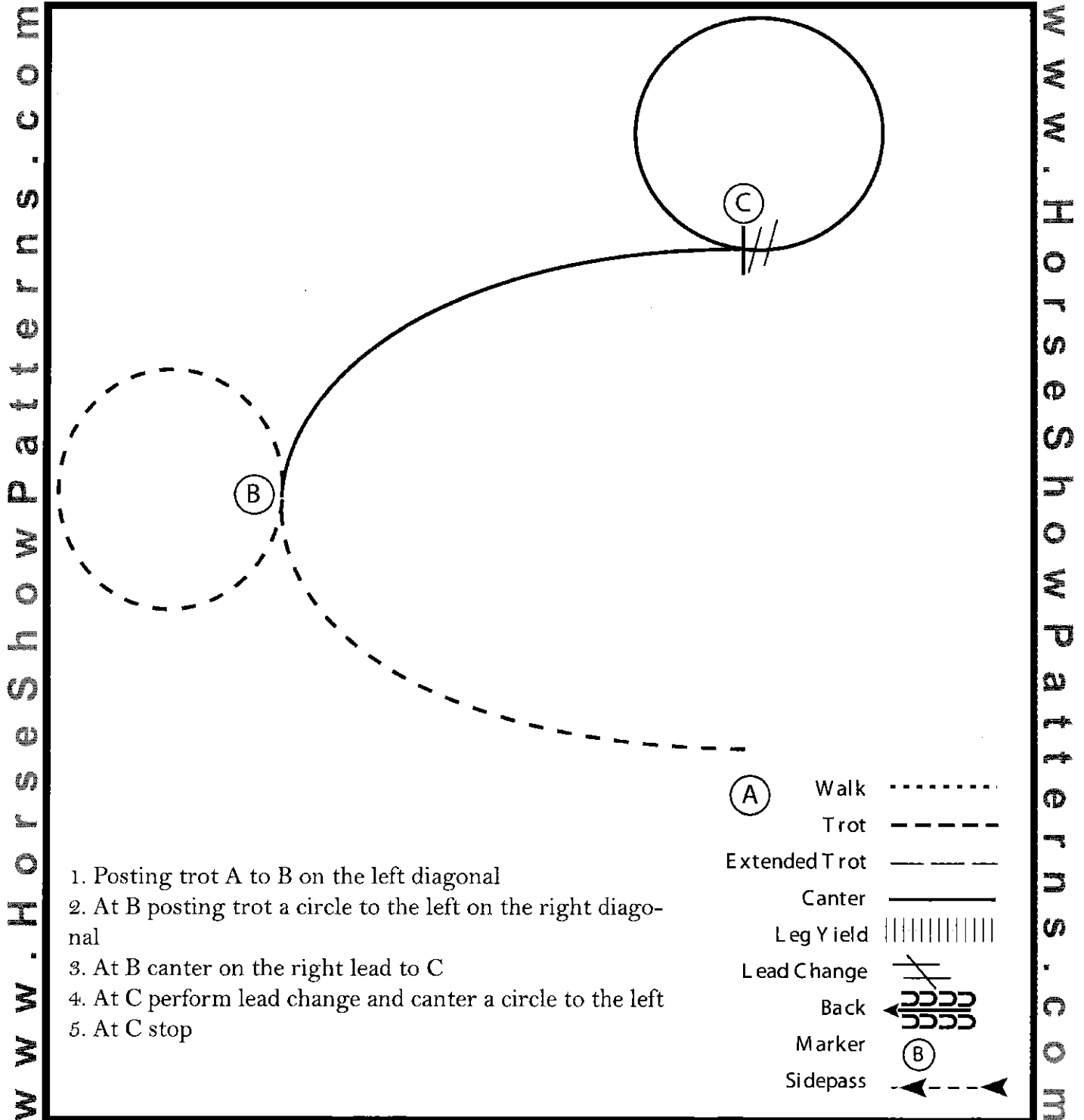
[HSE/2-19]

Pattern Provided by:
TETWP Committee

Tough Enough To Wear Pink

Youth & NSBA Hunt Seat Equitation (Class #34 & #134)

Show Date: 09/14-16/18



1. Posting trot A to B on the left diagonal
2. At B posting trot a circle to the left on the right diagonal
3. At B canter on the right lead to C
4. At C perform lead change and canter a circle to the left
5. At C stop

- (A) Walk
 - Trot - - - - -
 - Extended Trot ————
 - Canter —————
 - Leg Yield |||||
 - Lead Change ↘
 - Back ←←←←←
 - Marker (B)
 - Sidepass ←- - - -→

[HSE/2-19]

Pattern Provided by:
TETWP Committee

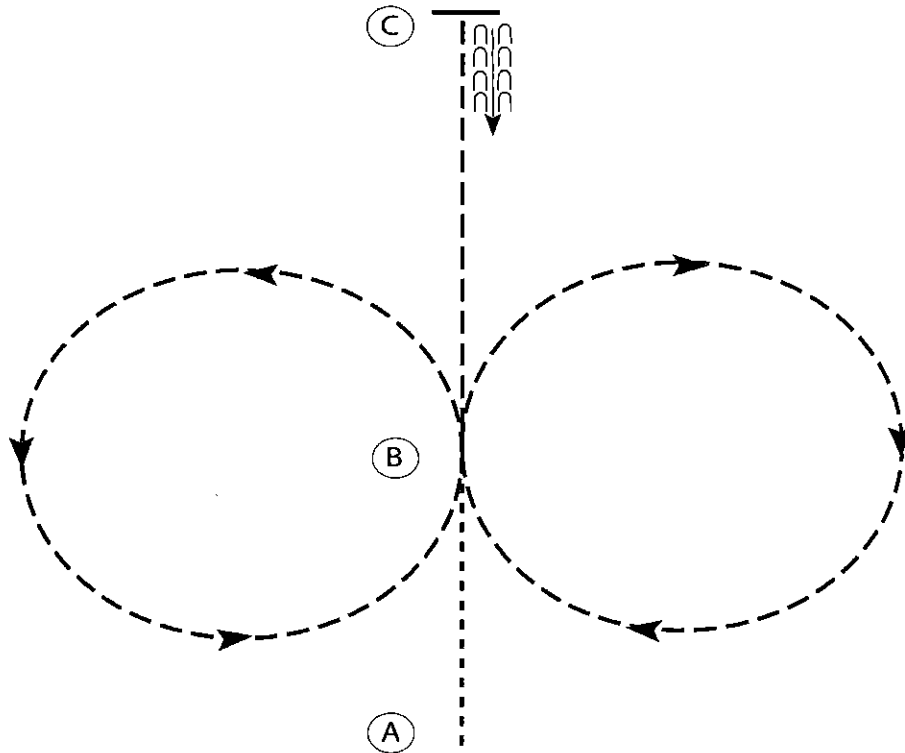
Tough Enough To Wear Pink

Small Fry & NSBA Hunt Seat Equitation (Class #35 & #135)

Show Date: 09/14-16/18

www.HorseShowPatterns.com

www.HorseShowPatterns.com



1. Walk A to B.
2. At B posting trot a circle to the right on the proper diagonal.
3. At B posting trot a circle to the left on the proper diagonal.
4. At B sitting trot to C.
5. At C stop and back approximately one horse length.

Walk	-----
Trot	- - - - -
Extended Trot	—————
Canter	—————
Leg Yield	
Lead Change	—/—
Back	←←←←←
Marker	Ⓚ
Sidepass	←—→
Hand Gallop	—————

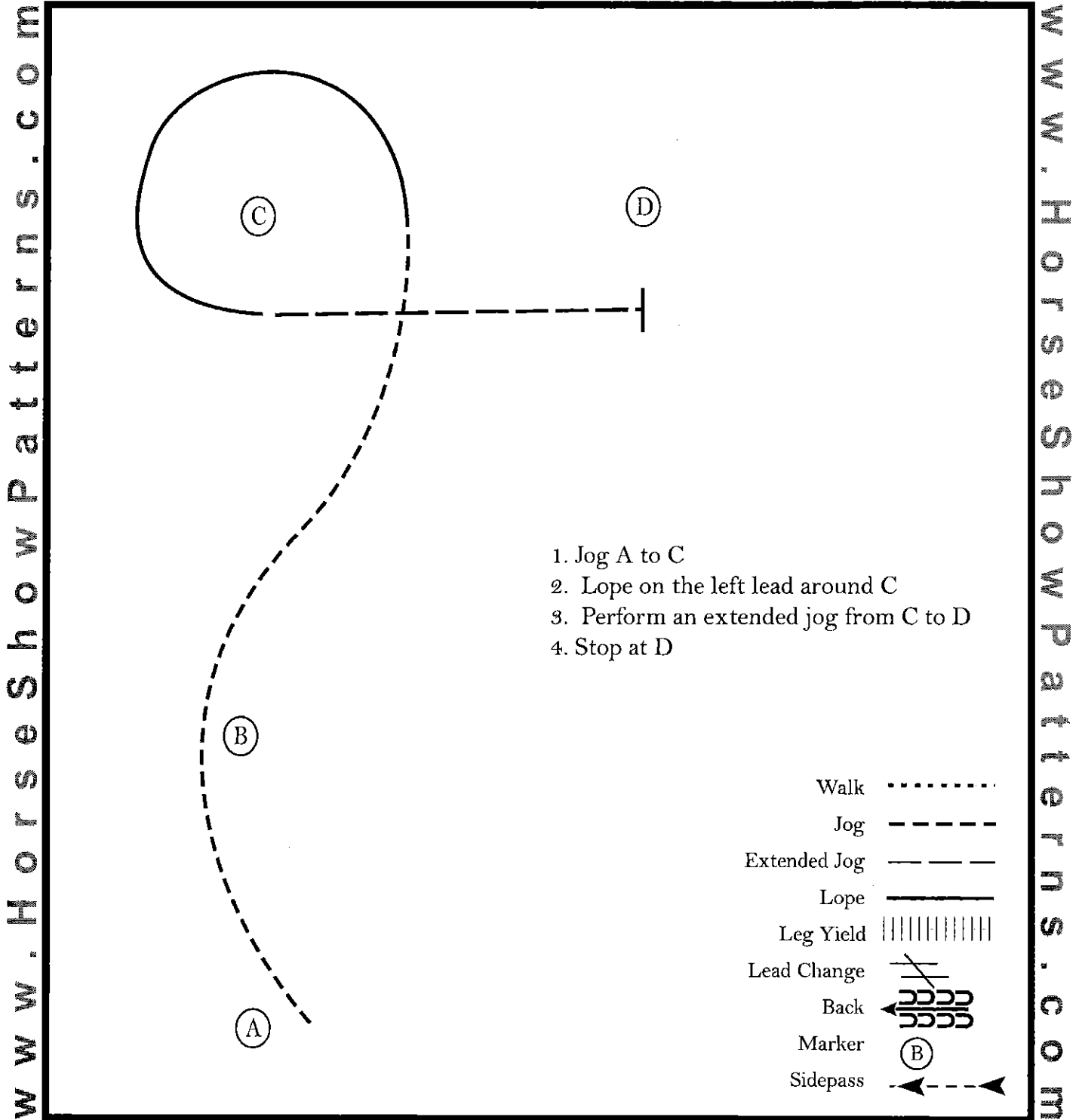
[HSE/WT-5]

Pattern Provided by:
TETWP Committee

Tough Enough To Wear Pink

Novice Youth & NSBA Western Horsemanship (Class #48 & #148)

Show Date: 09/14-16/18



[WH/1-4]

Pattern Provided by:
TETWP Committee

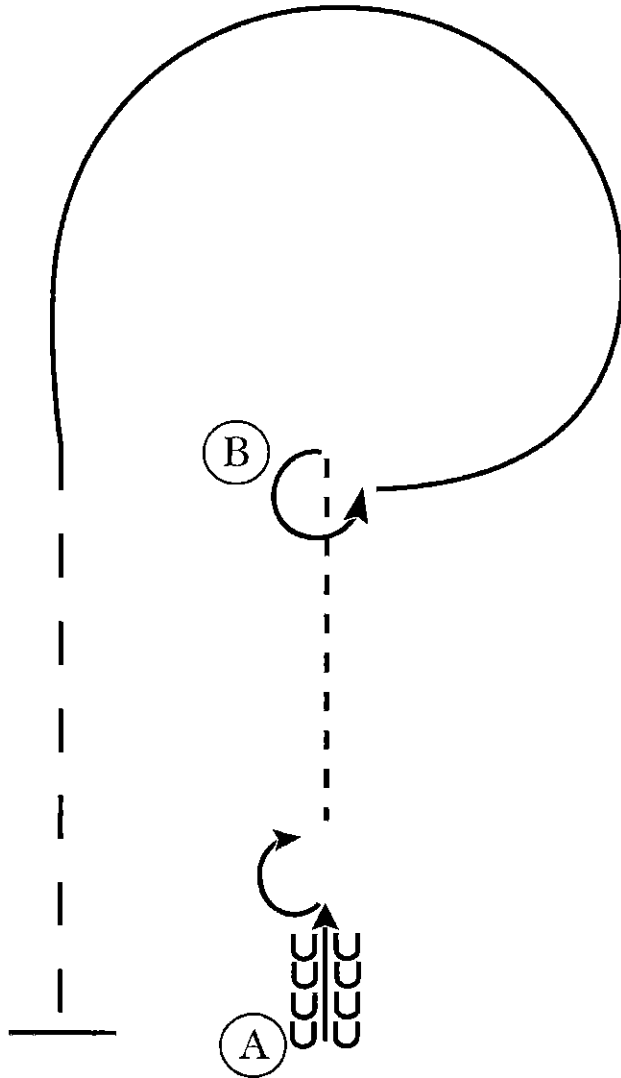
Tough Enough To Wear Pink

Pony Western Horsemanship (Class #49)

Show Date: 09/14-16/18

w w w . H o r s e S h o w P a t t e r n s . c o m

w w w . H o r s e S h o w P a t t e r n s . c o m



1. Back 4 steps at A.
2. Perform a 180 degree turn to the right.
3. Jog to B.
4. At B perform a 270 degree turn to the left .
5. Lope a circle around B on the left lead.
6. At B extend the jog to A.
7. At A stop.

Walk
Jog	- - - - -
Extended Jog	— — — — —
Lope	—————
Leg Yield	
Lead Change	↙ ↘
Back	← ← ← ← ←
Marker	⊙
Sidepass	← — — — — →

[WH/2-8]

Pattern Provided by:
TETWP Committee

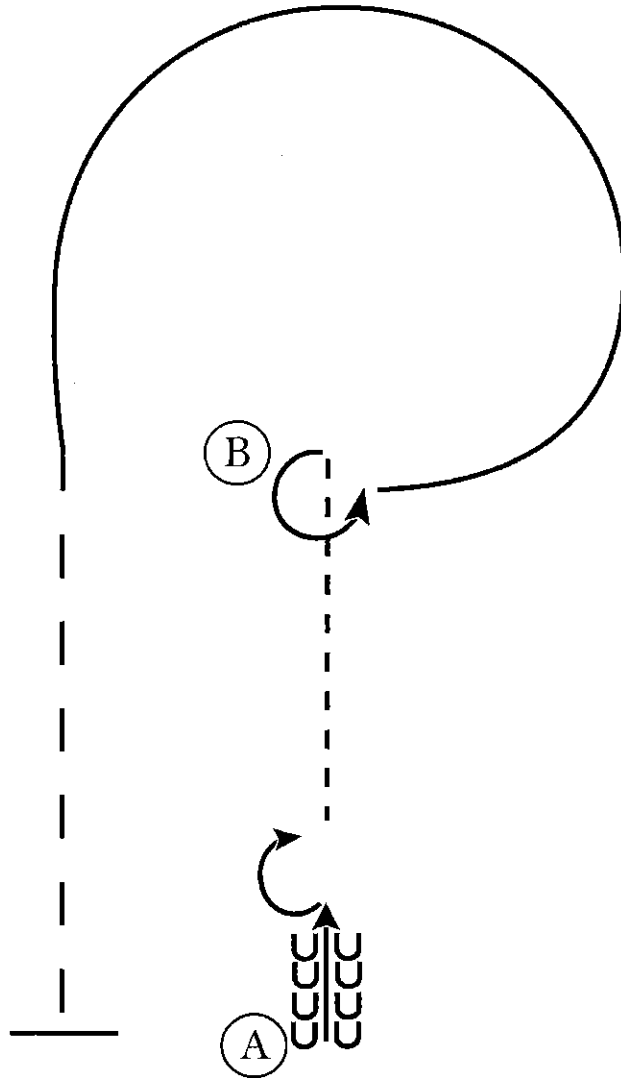
Tough Enough To Wear Pink

Youth & NSBA Western Horsemanship (Class #50 & #150)

Show Date: 09/14-16/18

w w w . H o r s e S h o w P a t t e r n s . c o m

w w w . H o r s e S h o w P a t t e r n s . c o m



1. Back 4 steps at A.
2. Perform a 180 degree turn to the right.
3. Jog to B.
4. At B perform a 270 degree turn to the left .
5. Lope a circle around B on the left lead.
6. At B extend the jog to A.
7. At A stop.

Walk
Jog	- - - - -
Extended Jog	— — — — —
Lope	—————
Leg Yield	
Lead Change	↙ ↘
Back	←←←←←
Marker	⊙
Sidepass	← - - - - →

[WH/2-8]

Pattern Provided by:
TETWP Committee

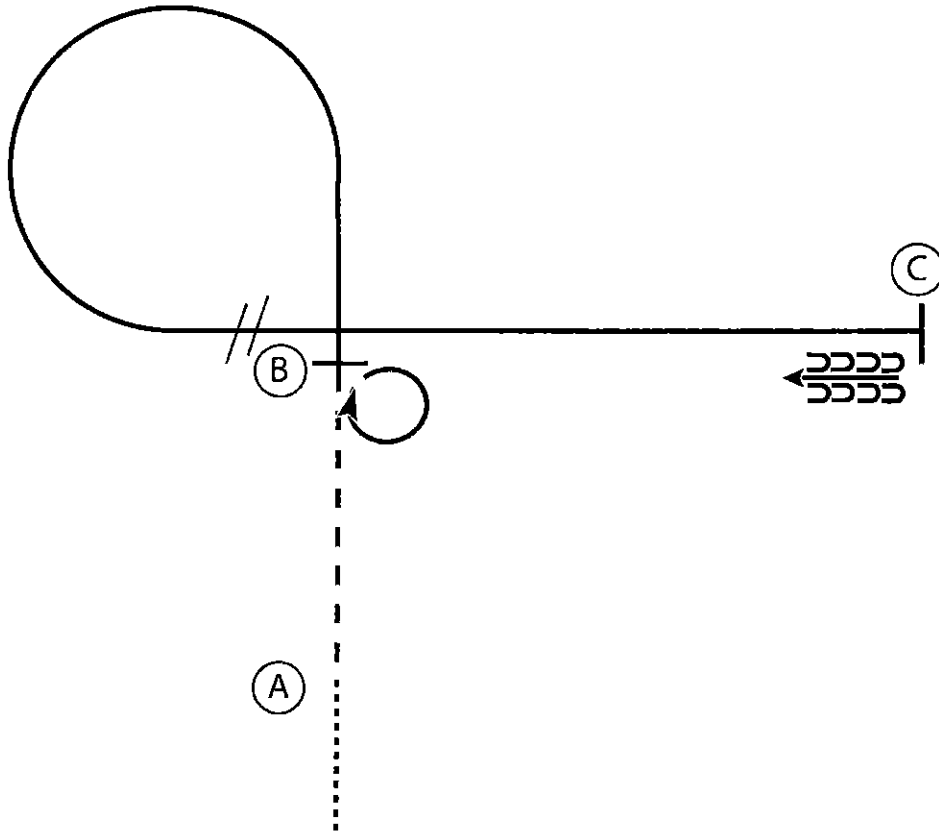
Tough Enough To Wear Pink

Youth & NSBA Western Horsemanship (Class #51 & #151)

Show Date: 09/14-16/18

www.HorseShowPatterns.com

www.HorseShowPatterns.com



1. Walk to A
2. At A jog to B
3. Stop at B and perform a 360 degree turn to the right
4. Lope a circle to the left
5. At B perform a lead change and continue to C
6. At C stop and back 5 steps

Walk
Jog	-----
Extended Jog	-----
Lope	————
Leg Yield	
Lead Change	↙↘
Back	←←←←←
Marker	⊙
Sidepass	←---→

[WH/2-10]

Pattern Provided by:
TETWP Committee

Tough Enough To Wear Pink

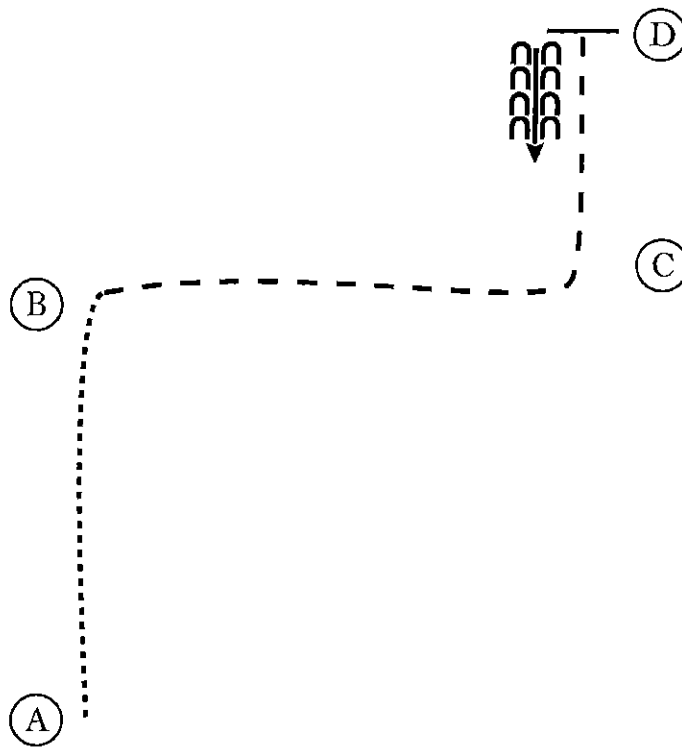
Small Fry & NSBA Western Horsemanship (Class #52 & #152)

Show Date: 09/14-16/18

www.HorseShowPatterns.com

www.HorseShowPatterns.com

1. Walk A to B
2. At B jog to D
3. At D stop and back 4 steps.



Walk
Jog	-----
Extended Jog	-----
Lope	—————
Leg Yield	
Lead Change	—/—
Back	← C C C C
Marker	(B)
Sidepass	←-----→

[WH/WT-2]

Pattern Provided by:
TETWP Committee

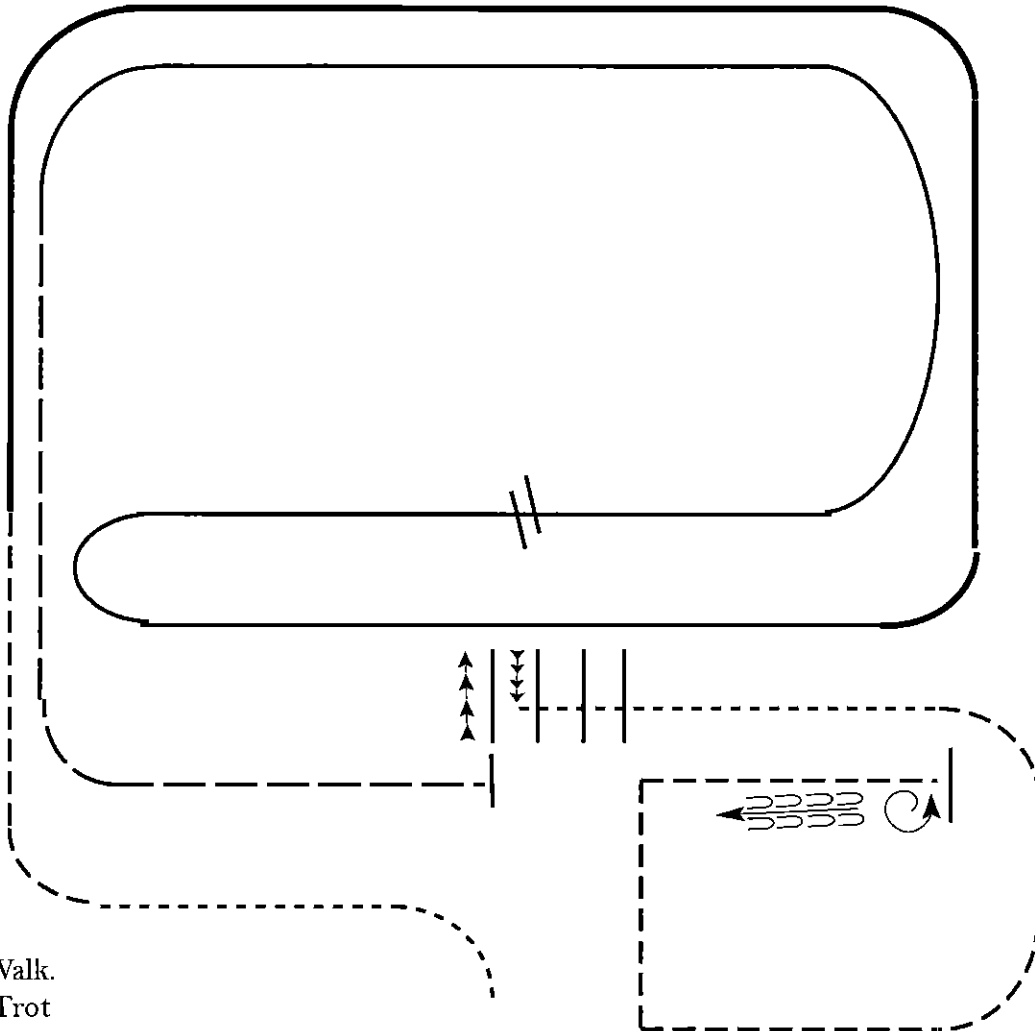
Tough Enough To Wear Pink

Open & NSBA Ranch Riding (Class #68 & #168)

Show Date: 09/14-16/18

www.HorseShowPatterns.com

www.HorseShowPatterns.com



1. Walk.
2. Trot
3. Extended lope-right lead
4. Lope right lead
5. Change leads (simple or flying)
6. Lope left lead
7. Extended trot
8. Stop, side pass left, side pass right, 1/2 way
9. Walk over logs
10. Walk
11. Trot square
12. Stop, 360 degree turn left, back

Walk	-----
Jog	- - - - -
Extended Jog	-----
Lope	=====
Lead Change	
Back	←←←←←
Marker	(B)

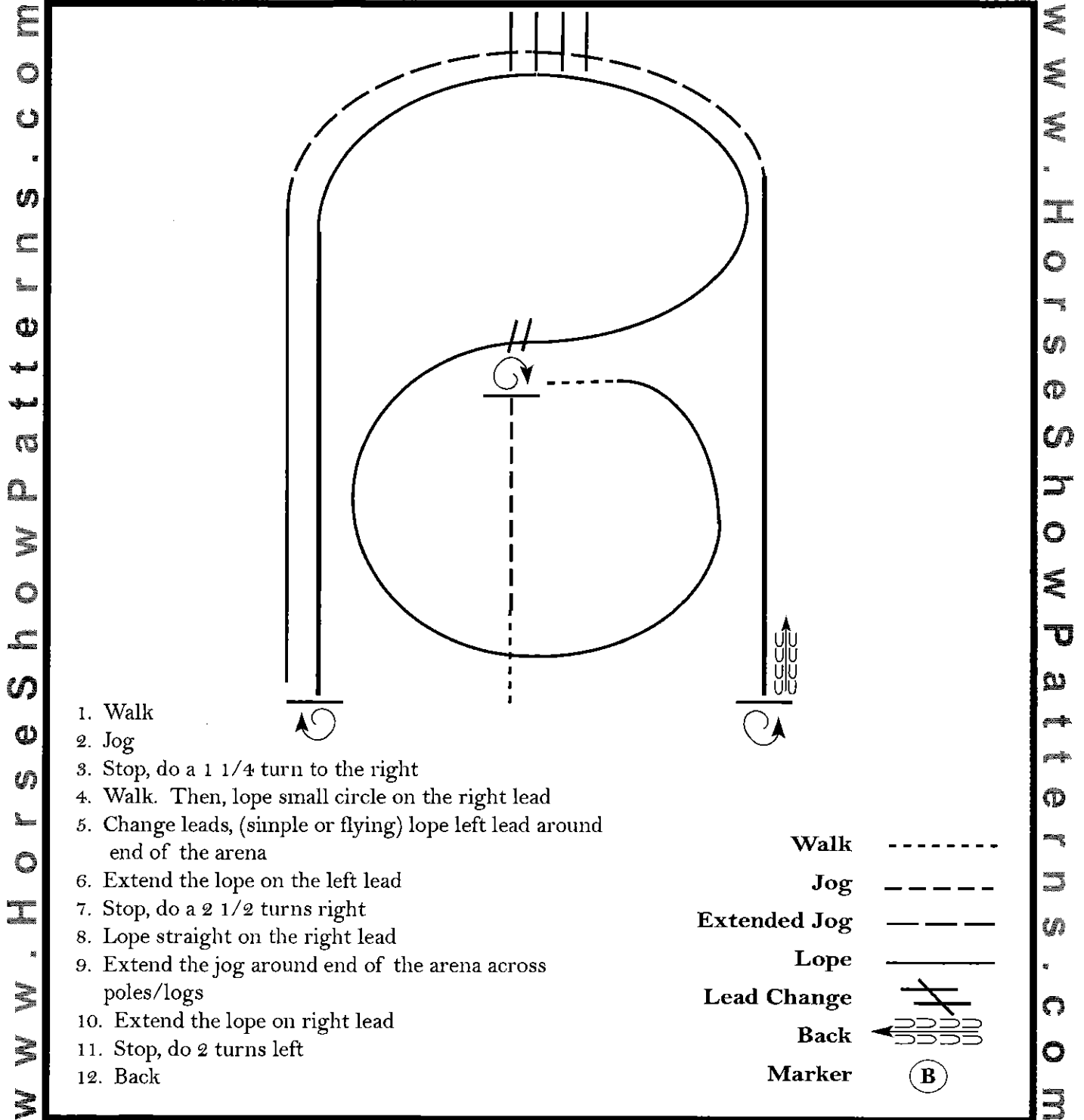
[RR/5]

Pattern Provided by:
TETWP Committee

Tough Enough To Wear Pink

Youth & NSBA Ranch Riding (Class #69 & #169)

Show Date: 09/14-16/18



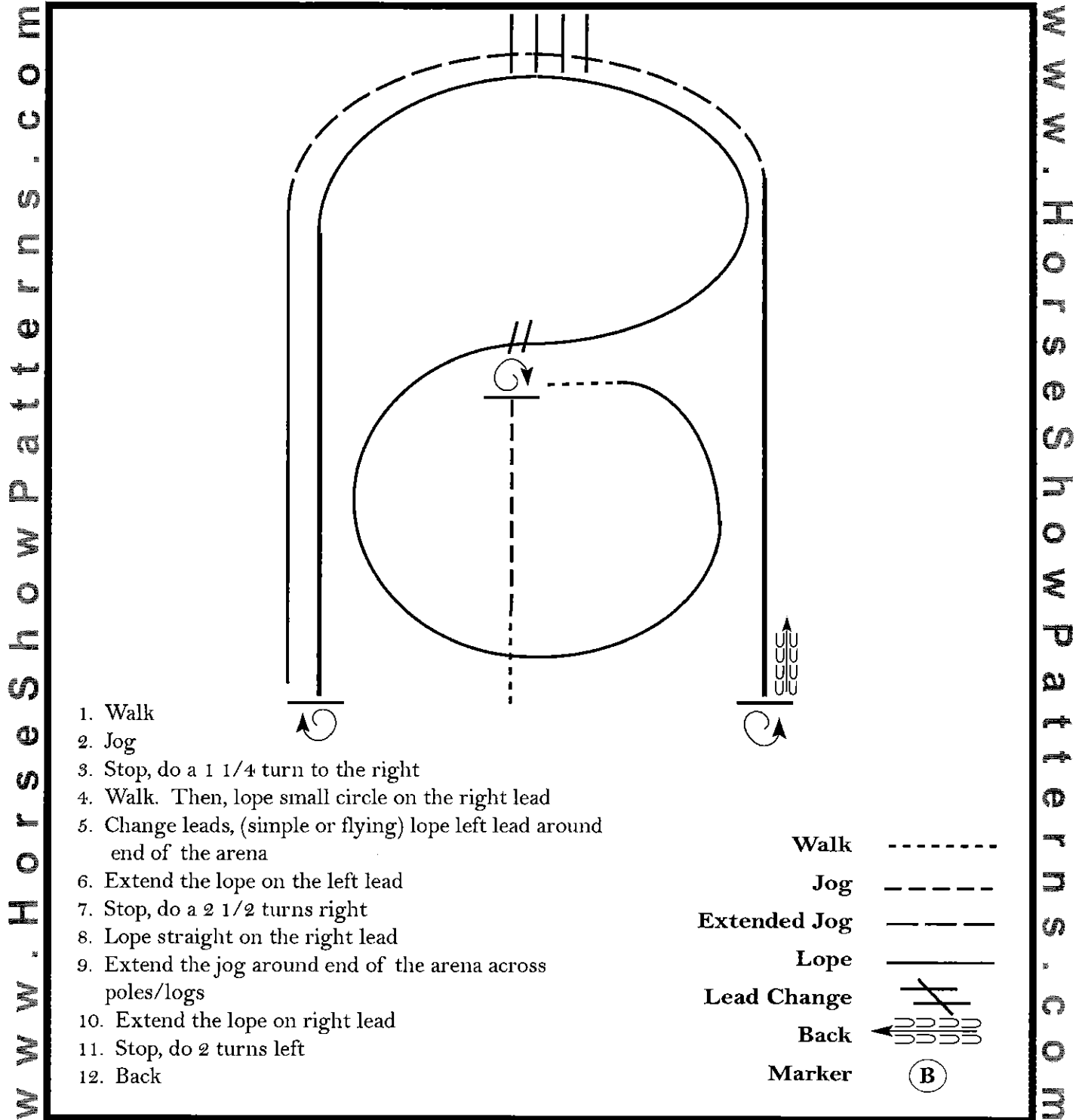
[RR/6]

Pattern Provided by:
TETWP Committee

Tough Enough To Wear Pink

Amateur & NSBA Ranch Riding (Class #70 & #170)

Show Date: 09/14-16/18



[RR/6]

Pattern Provided by:
TETWP Committee