

The diagram illustrates a horse show pattern. It begins with a dashed line leading to point A. From A, the pattern proceeds as follows: a trot right diagonal, a walk (10 steps), a canter on the right lead, a change of leads to the left lead, a hand gallop crossing over the line, a break to a trot in two-point position, a left diagonal after the corner until in line with A, and finally a stop and back (approximately one horse length). The pattern then continues with a solid line forming a large rectangle, a dashed line, and another solid line. A legend on the right defines the line styles and symbols used: Walk (dashed), Trot (long dashed), Extended Trot (solid), Canter (solid with vertical lines), Leg Yield (solid with vertical lines), Lead Change (solid with a diagonal slash), Back (solid with a circle), Marker (circle with B), Sidepass (solid with a circle), and Hand Gallop (solid with a circle).

Be ready at A.

1. Trot right diagonal.
2. Walk 10 steps.
3. Canter on the right lead.
4. Change leads and continue on the left lead.
5. Hand gallop, crossing over your line.
6. Break to a trot remaining in the two point position.
7. Left diagonal after your corner until you are in line with A.
8. Stop and back and back approximately one horse length.

Legend:

- Walk: - - - - -
- Trot: - - - - -
- Extended Trot: — — — — —
- Canter: — — — — —
- Leg Yield: — — — — —
- Lead Change: — — — — —
- Back: — — — — —
- Marker: (B)
- Sidepass: — — — — —
- Hand Gallop: — — — — —

1. Trot right diagonal.
2. Walk 10 steps.
3. Canter on the right lead.
4. Change leads and continue on the left lead.
5. Hand gallop, crossing over your line.
6. Break to a trot remaining in the two point position.
7. Left diagonal after your corner until you are in line with A.
8. Stop and back and back approximately one horse length.

The diagram illustrates the footfall patterns for ten different horse gaits, each represented by a unique sequence of lines and arrows:

- Walk:** A series of short, horizontal dashed lines.
- Trot:** A series of short, horizontal dashed lines, slightly longer than the walk.
- Extended Trot:** A series of short, horizontal solid lines.
- Canter:** A series of short, horizontal solid lines, slightly longer than the extended trot.
- Leg Yield:** A series of vertical lines, with a diagonal line crossing them from the top-left to the bottom-right.
- Lead Change:** A series of horizontal lines, with a diagonal line crossing them from the top-left to the bottom-right.
- Back:** A series of horizontal lines, with a diagonal line crossing them from the top-left to the bottom-right.
- Marker:** A circle containing the letter 'B'.
- Sidepass:** A series of horizontal lines, with a diagonal line crossing them from the top-left to the bottom-right.
- Hand Gallop:** A series of short, horizontal solid lines, slightly longer than the sidepass.

Pattern Provided by:
TETWP Show Committee

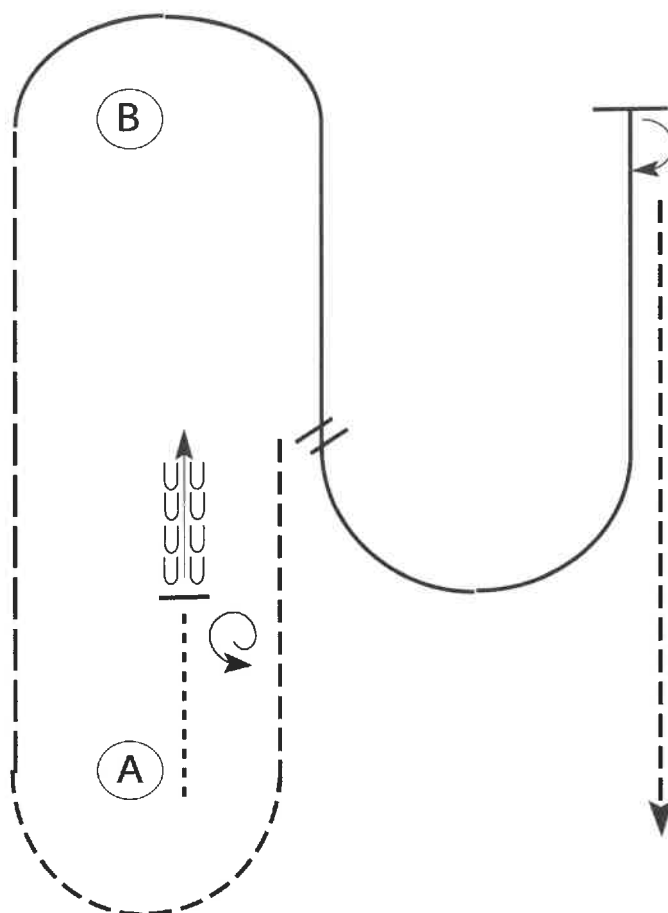
TOUGH ENOUGH TO WEAR PINK

Amateur Western Horsemanship (Class #10)

Show Date: 08-24-2023

w w w . H o r s e S h o w P a t t e r n s . c o m

w w w . H o r s e S h o w P a t t e r n s . c o m



Be ready at A.

1. Walk approximately two horse lengths forward.
Stop and perform a 1 1/2 turn left.
2. Back approximately two horse lengths then jog to and around A.
3. Extend the jog to B.
4. Right lead lope around B and halfway to A.
5. Perform a simple lead change and lope a half circle until even with B.
6. Stop and perform a 180 degree turn to the right and jog to finish.

Walk	-----
Jog	-----
Extended Jog	-----
Lope	-----
Lead Change	-----
Back	-----
Marker	(B)

[WH/2-118]

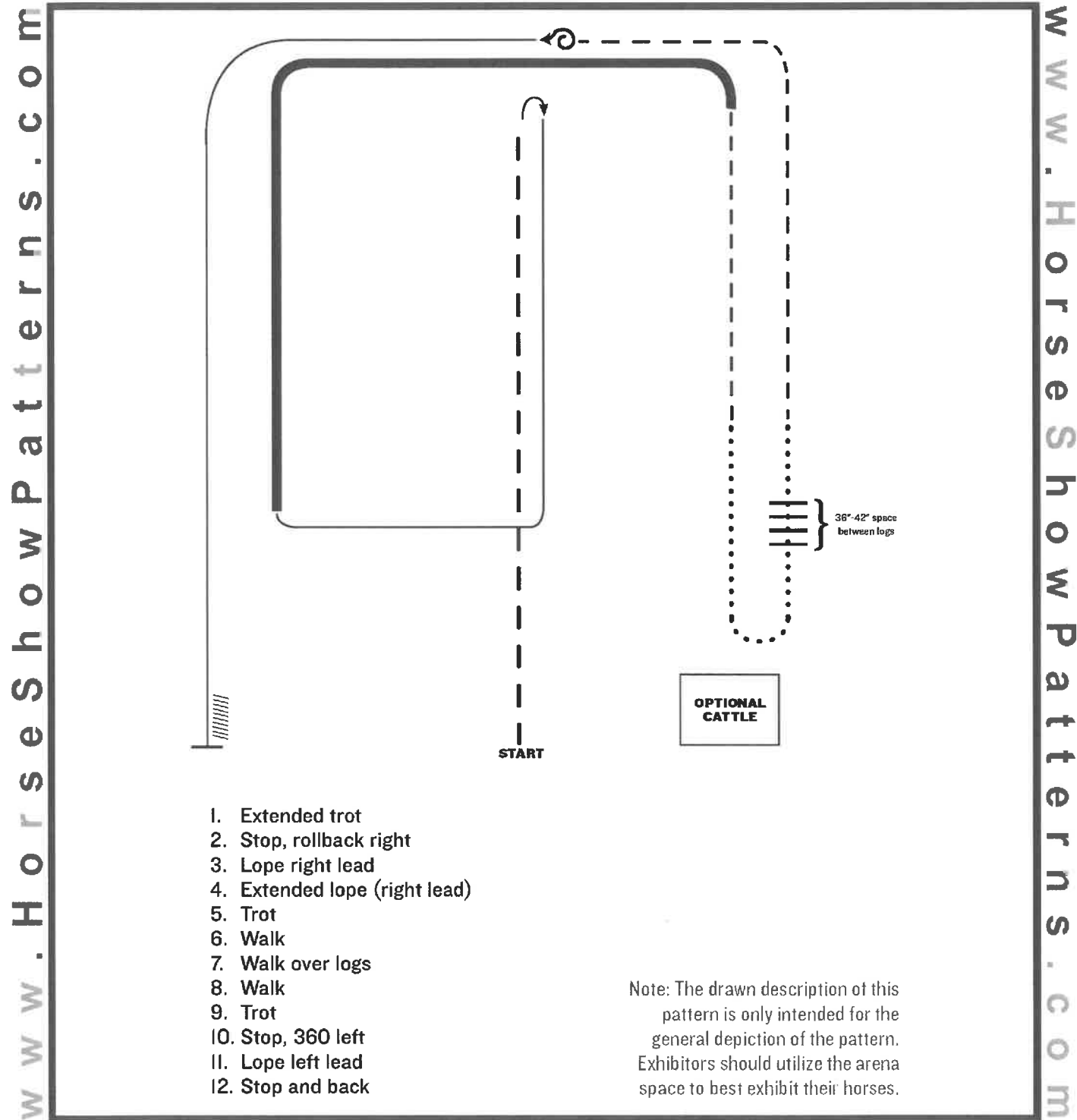
Pattern Provided by:

TETWP Show Committee

TOUGH ENOUGH TO WEAR PINK

DURANGO Open Ranch Riding (Class #15)

Show Date: 08-24-2023



Note: The drawn description of this pattern is only intended for the general depiction of the pattern. Exhibitors should utilize the arena space to best exhibit their horses.

[RR/AQHA-15]

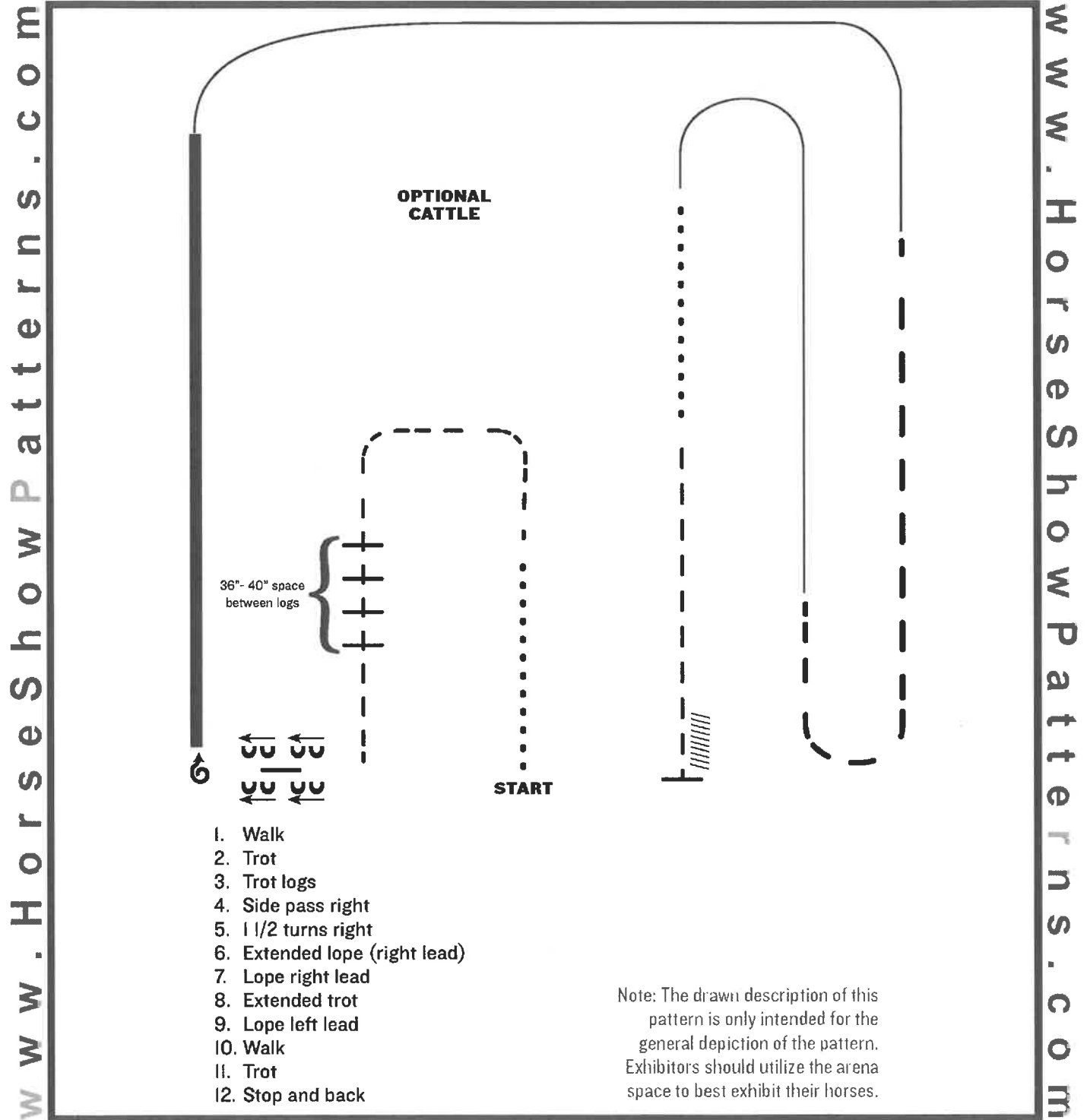
Pattern Provided by:

TETWP Show Committee

TOUGH ENOUGH TO WEAR PINK

DURANGO Youth Ranch Riding (Class #16 & #116)

Show Date: 08-24-2023



[RR/AQHA-12]

Pattern Provided by:

TETWP Show Committee

www.HorseShowPatterns.com

www.HorseShowPatterns.com

www.HorseShowPatterns.com



- www.HorseShowPatterns.com

www.HorseShowPatterns.com

www.HorseShowPatterns.com

www.HorseShowPatterns.com

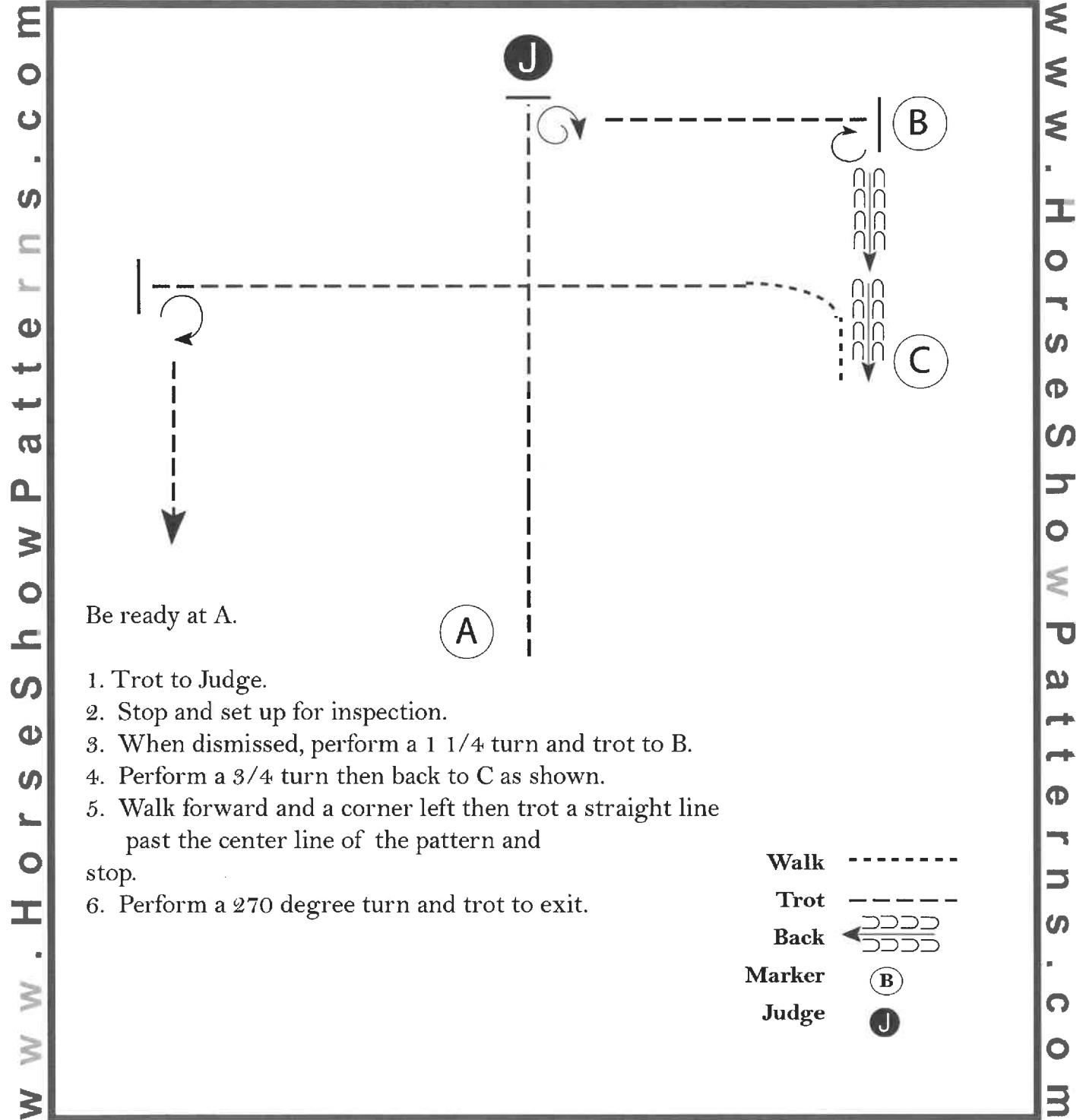
www.HorseShowPatterns.com

www.HorseShowPatterns.com

TOUGH ENOUGH TO WEAR PINK

TETWP Versatility Showmanship (Class #18a)

Show Date: 08-24-2023



[S/2-111]

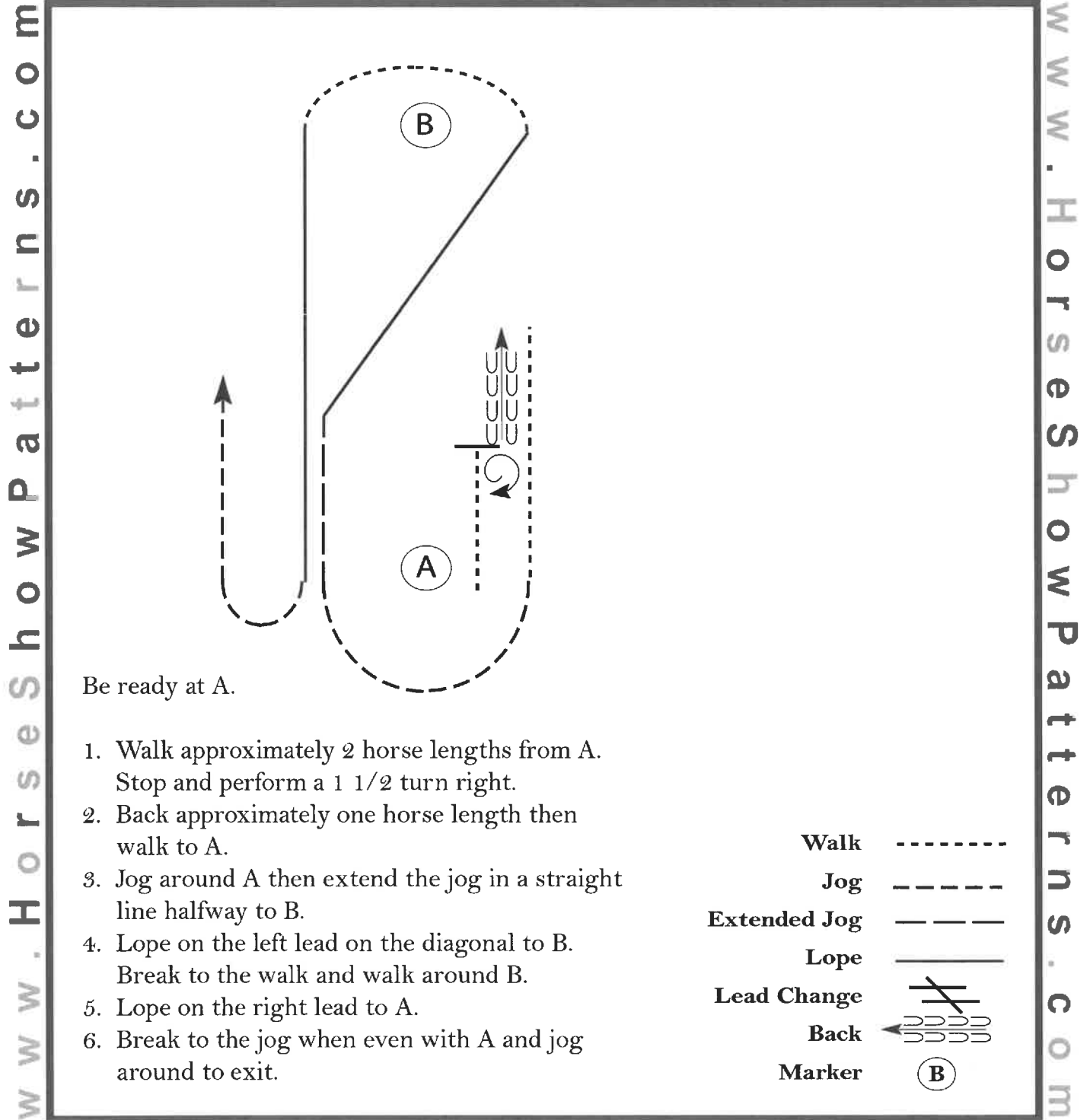
Pattern Provided by:

TETWP Show Committee

TOUGH ENOUGH TO WEAR PINK

DURANGO Open Ranchmanship (Class #20)

Show Date: 08-24-2023



[WH/2-117]

Pattern Provided by:

TETWP Show Committee

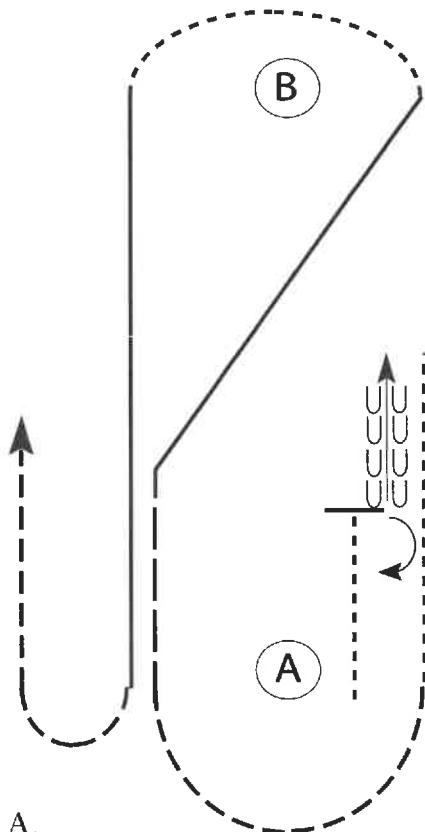
TOUGH ENOUGH TO WEAR PINK

DURANGO Youth Ranchmanship (Class #21)

Show Date: 08-24-2023

www.HorseShowPatterns.com

www.HorseShowPatterns.com



Be ready at A.

1. Walk approximately 2 horse lengths from A.
Stop and perform a 1/2 turn right.
2. Back approximately one horse length then
walk to A.
3. Jog around A then extend the jog in a straight
line halfway to B.
4. Lope on the left lead on the diagonal to B.
Break to the walk and walk around B.
5. Lope on the right lead to A.
6. Break to the jog when even with A and jog
around to exit.

Walk	-----
Jog	- - - - -
Extended Jog	- - - - -
Lope	
Lead Change	
Back	
Marker	(B)

[WH/1-117]

Pattern Provided by:

TETWP Show Committee

TOUGH ENOUGH TO WEAR PINK

DURANGO Amateur Ranchmanship (Class #22)

Show Date: 08-24-2023

www.HorseShowPatterns.com

www.HorseShowPatterns.com

Be ready at A.

1. Walk approximately 2 horse lengths from A.
Stop and perform a 1/2 turn right.
2. Back approximately one horse length then
walk to A.
3. Jog around A then extend the jog in a straight
line halfway to B.
4. Lope on the left lead on the diagonal to B.
Break to the walk and walk around B.
5. Lope on the right lead to A.
6. Break to the jog when even with A and jog
around to exit.

Walk	-----
Jog	-----
Extended Jog	-----
Lope	-----
Lead Change	
Back	
Marker	(B)

[WH/1-117]

Pattern Provided by:

TETWP Show Committee

www.HorseShowPatterns.com

www.HorseShowPatterns.com

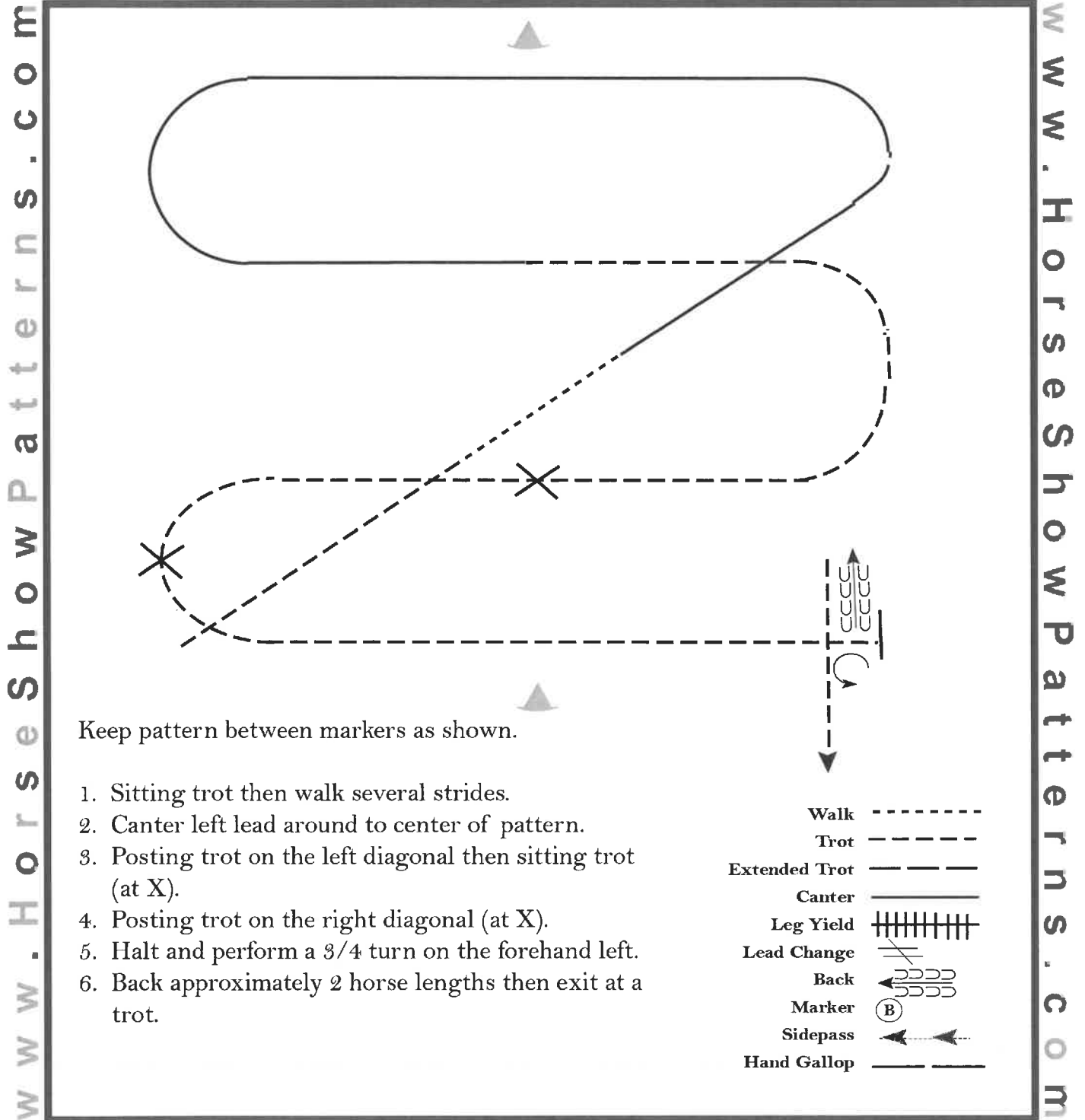


©2023 HorseShowPatterns.com. All Rights Reserved.

TOUGH ENOUGH TO WEAR PINK

Nov. Youth Hunt Seat Equitation (18 & Under) (Class #26 & #126)

Show Date: 08-24-2023



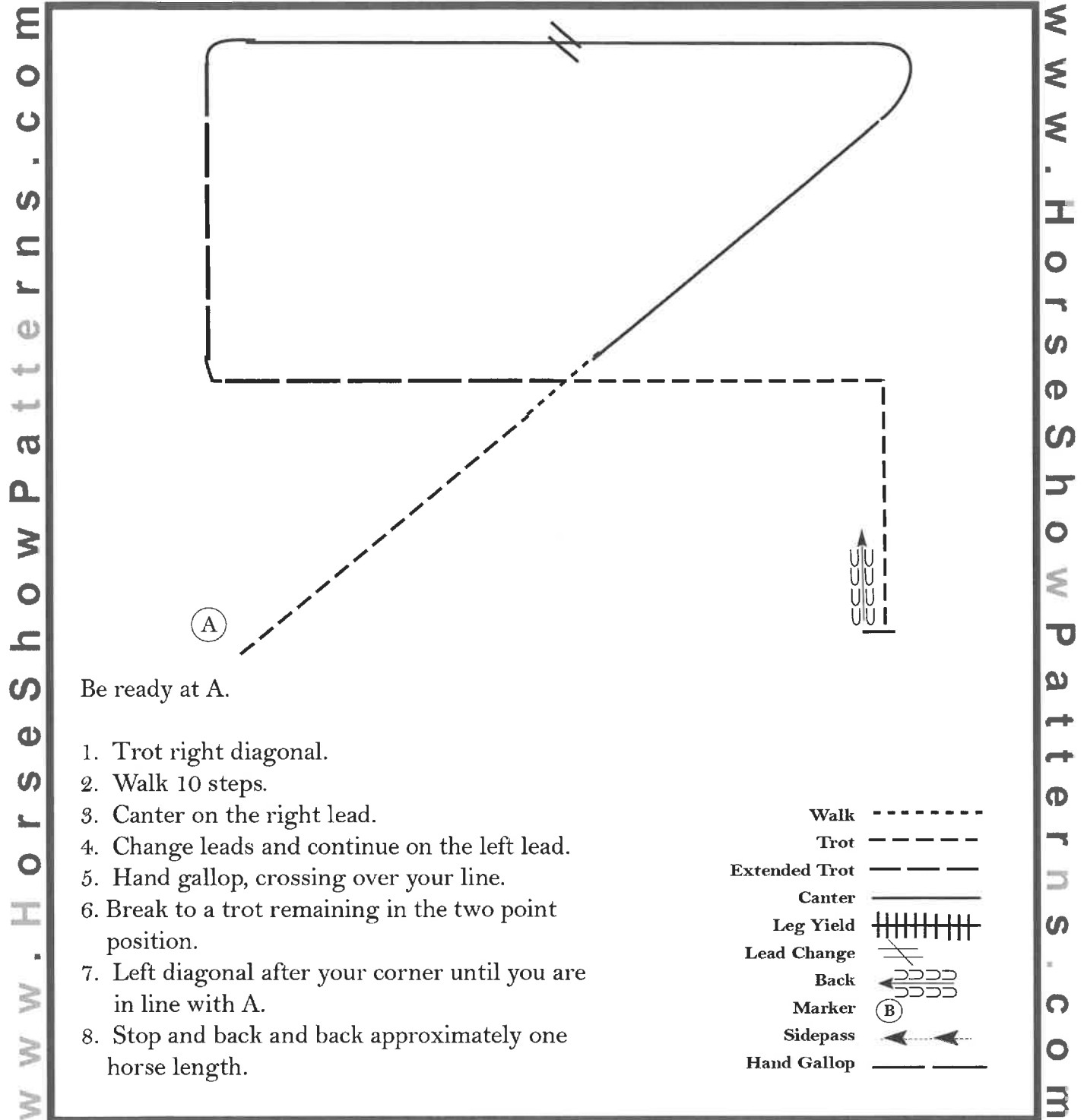
[HSE/1-112]

Pattern Provided by:
TETWP Show Committee

TOUGH ENOUGH TO WEAR PINK

Youth Hunt Seat Equitation (14-18) (Class #27 & #127)

Show Date: 08-24-2023



[HSE/2-106]

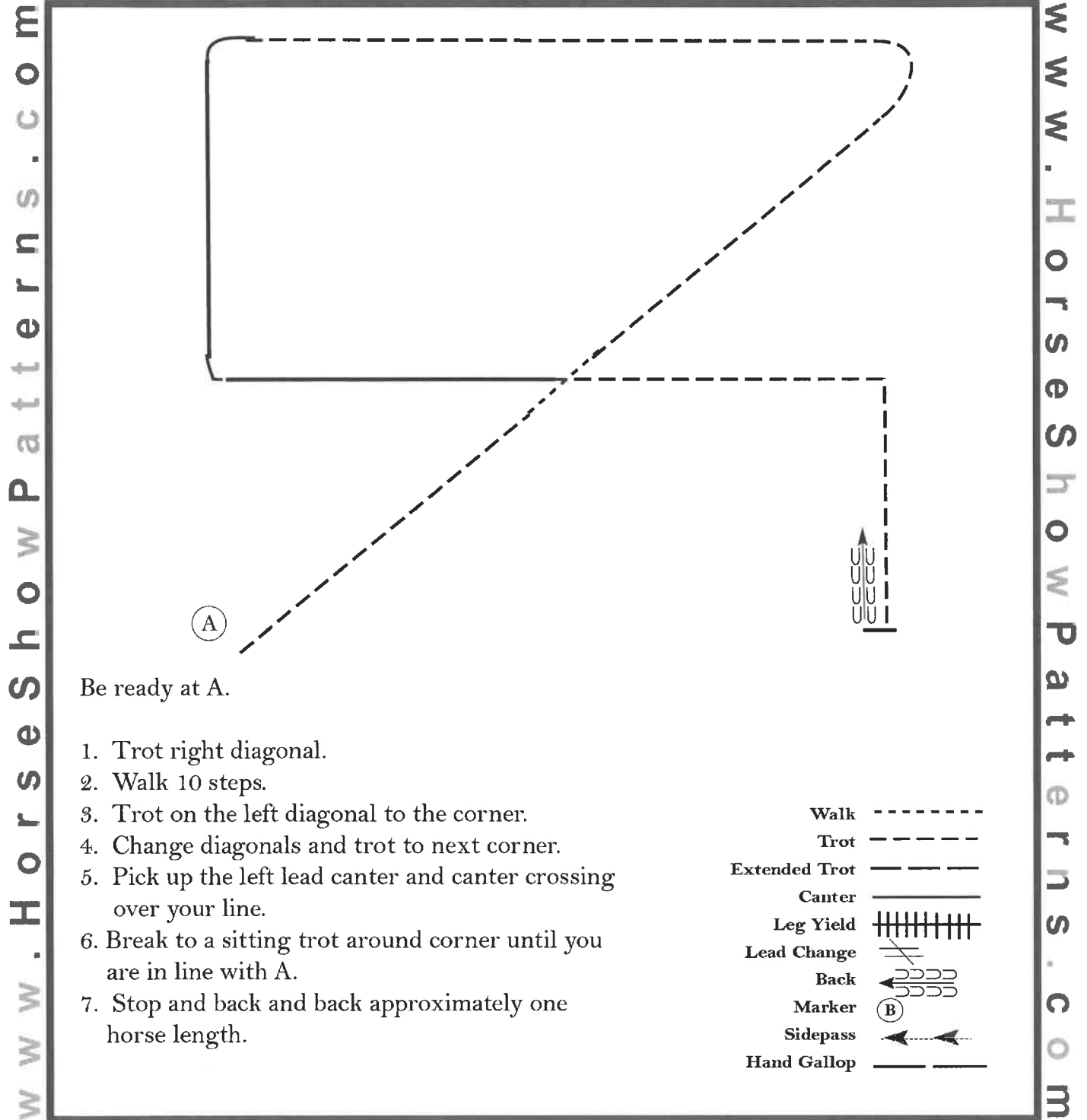
Pattern Provided by:

TETWP Show Committee

TOUGH ENOUGH TO WEAR PINK

Youth Hunt Seat Equitation (10-13) (Class #28 & #128)

Show Date: 08-24-2023



[HSE/1-106]

Pattern Provided by:
TETWP Show Committee

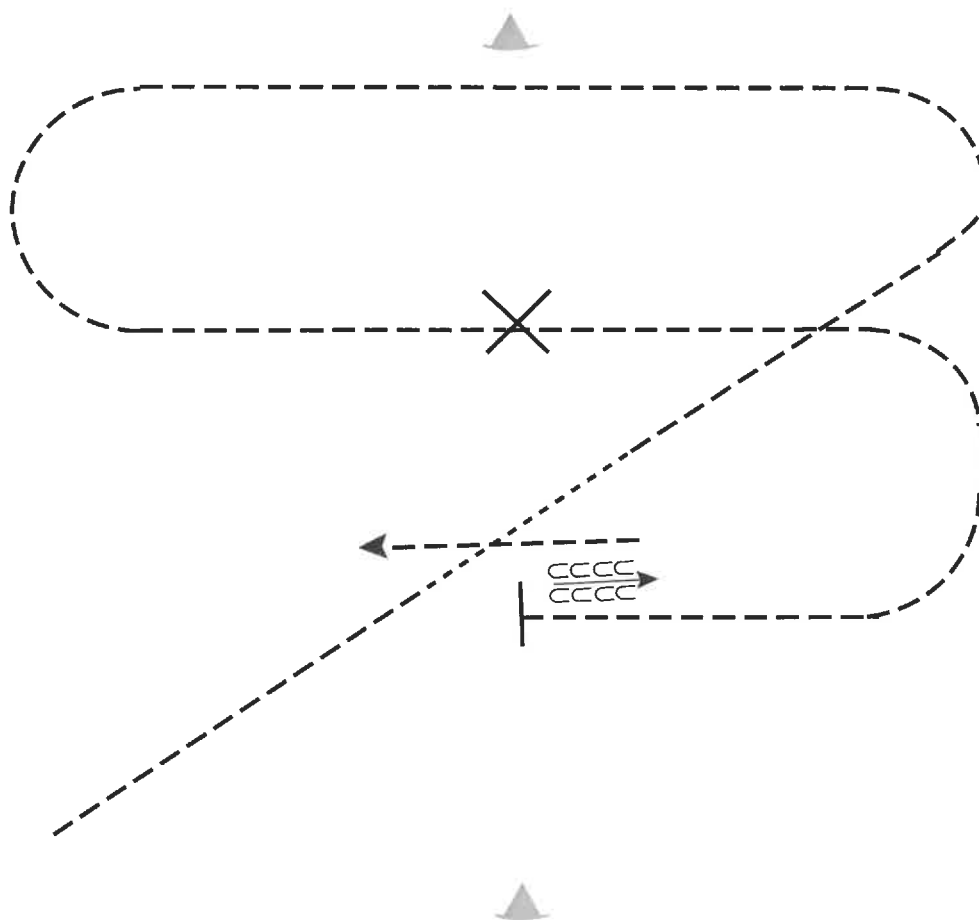
TOUGH ENOUGH TO WEAR PINK

Small Fry Hunt Seat Equitation (9 & under) (Class #29 & #129)

Show Date: 08-24-2023

www.HorseShowPatterns.com

www.HorseShowPatterns.com



Keep pattern between markers as shown.

1. Sitting trot then walk several strides.
2. Posting trot right diagonal around to center of pattern (X).
3. Change diagonals around to center.
4. Halt and back approximately 2 horse lengths then exit at a trot.

Walk	-----
Trot	-----
Extended Trot	-----
Canter	-----
Leg Yield	
Lead Change	///
Back	←←←←
Marker	(B)
Sidepass	←←←←
Hand Gallop	-----

[HSE/WT-112]

Pattern Provided by:
TETWP Show Committee

TOUGH ENOUGH TO WEAR PINK

DURANGO Versatility Ranchmanship (Class #42c)

Show Date: 08-24-2023

www.HorseShowPatterns.com

www.HorseShowPatterns.com

Be ready before marker A.

1. Walk to A.
2. Stop and back approximately one horse length.
3. Execute a 3/4 turn to the right and lope on the right lead.
4. Perform a simple lead change and lope on the left lead to B.
5. Stop at B and execute a 1/2 turn to the right.
6. Jog to exit.

Follow the instructions of your ring steward.

Walk	-----
Jog	-----
Extended Jog	-----
Lope	=====
Leg Yield	
Lead Change	↗↘
Back	←←←←←
Marker	(B)
Sidepass	←-----→

[WH/2-68]

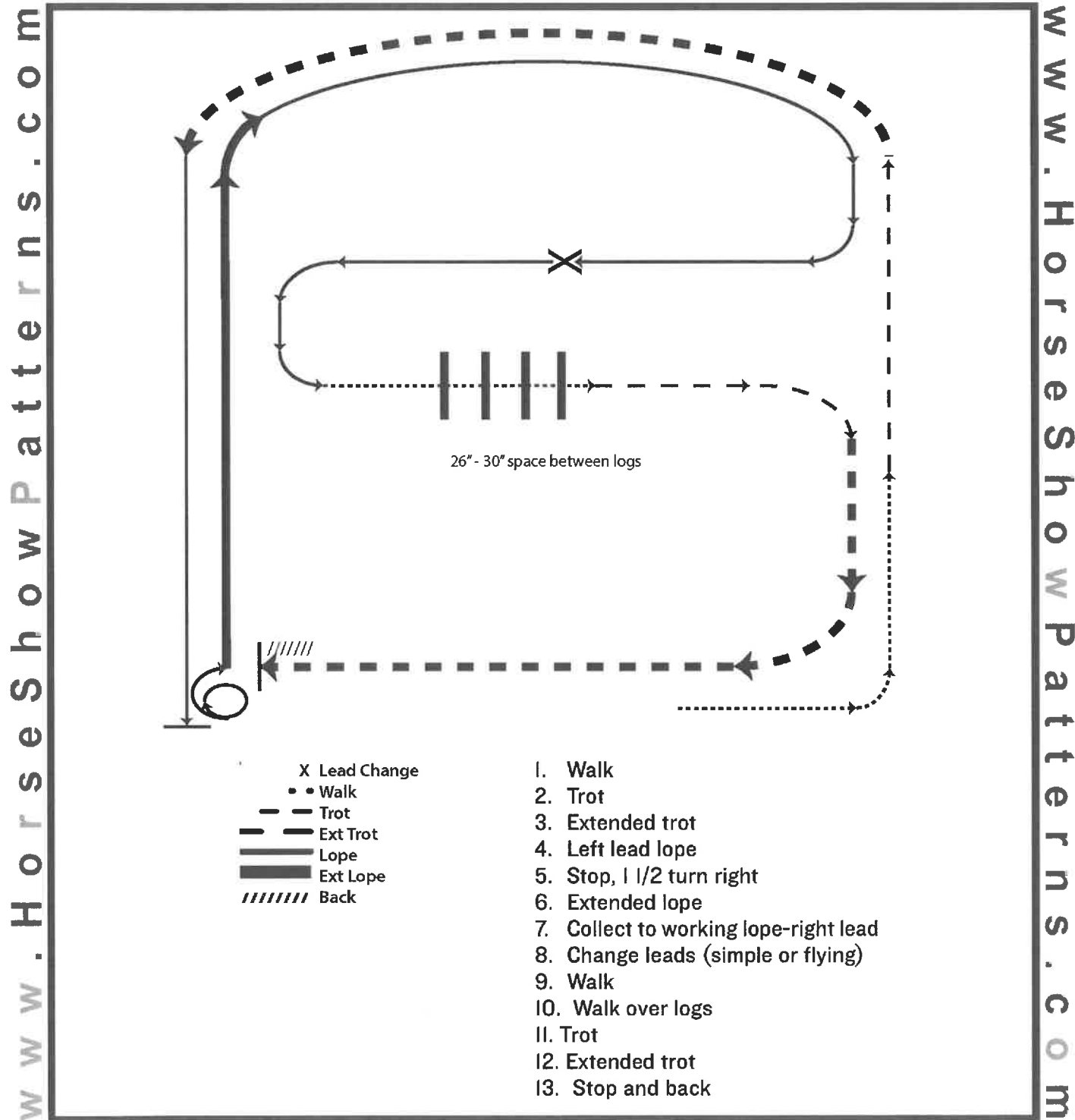
Pattern Provided by:

TETWP Show Committee

TOUGH ENOUGH TO WEAR PINK

DURANGO Versatility Ranch Riding (Class #42d)

Show Date: 08-24-2023



[RR/AQHA-2]

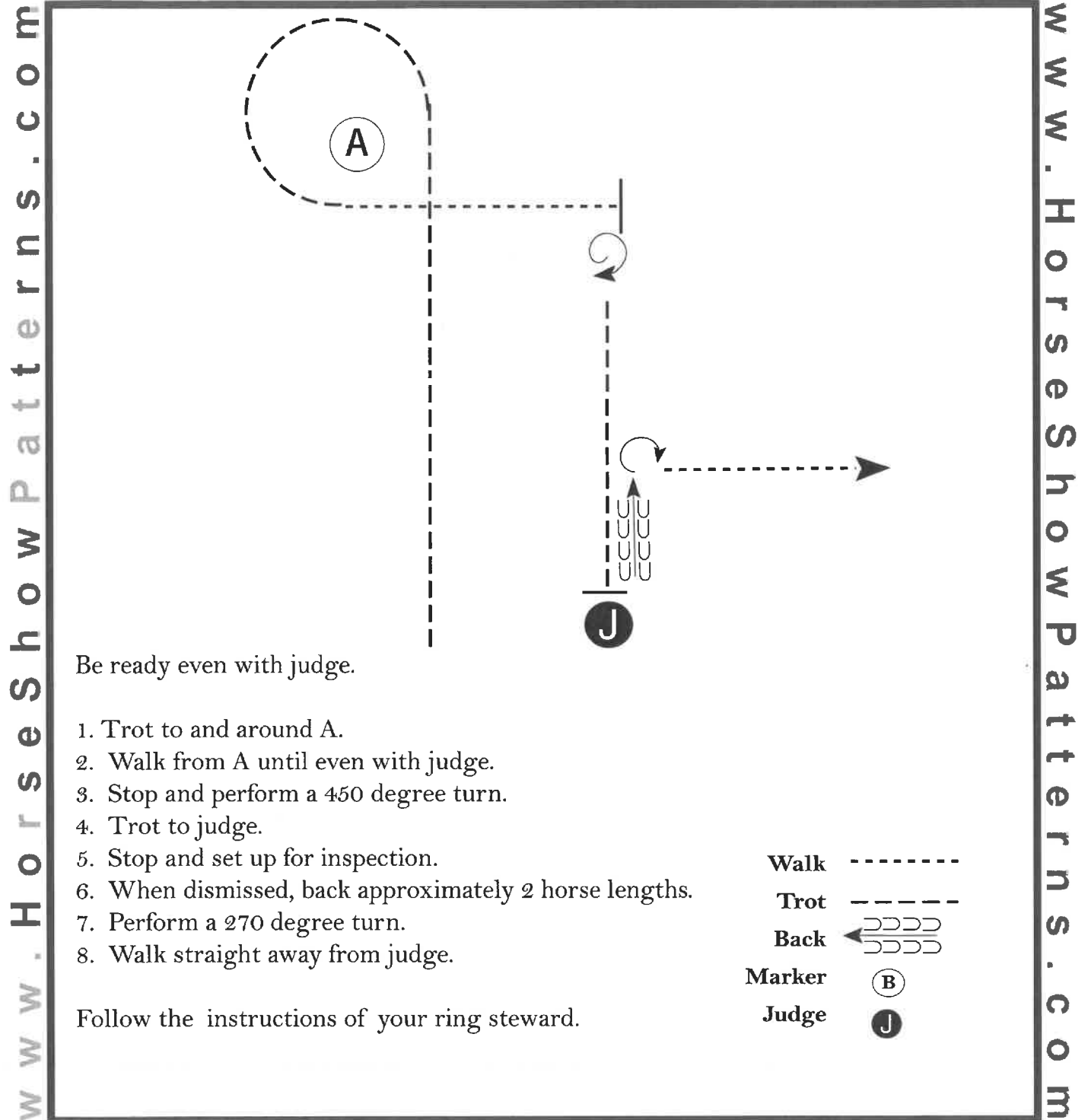
Pattern Provided by:

TETWP Show Committee

TOUGH ENOUGH TO WEAR PINK

Open Showmanship (Class #46)

Show Date: 08-24-2023



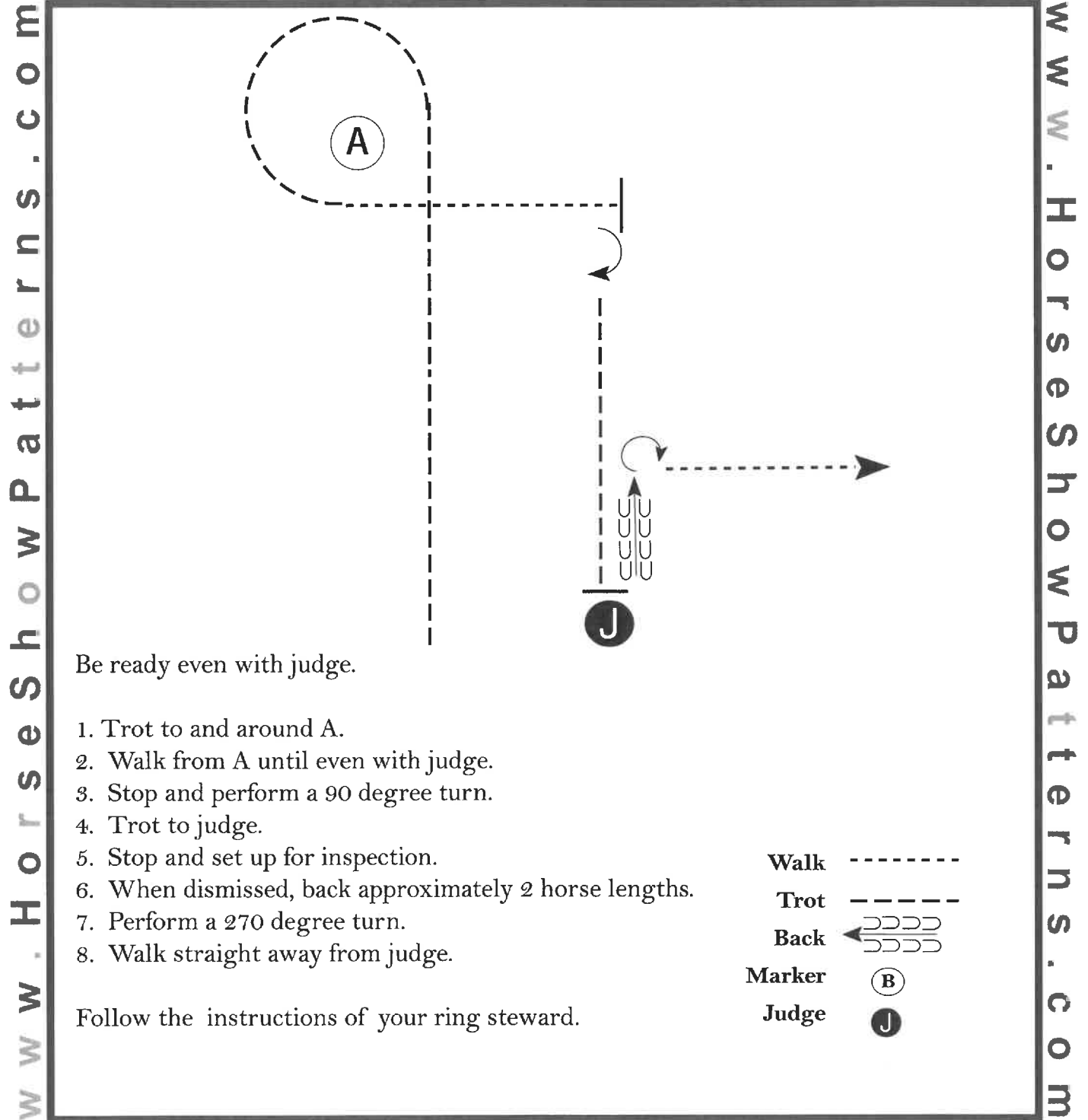
[S/3-76]

Pattern Provided by:
TETWP Show Committee

TOUGH ENOUGH TO WEAR PINK

Amateur Showmanship (Class #47)

Show Date: 08-24-2023



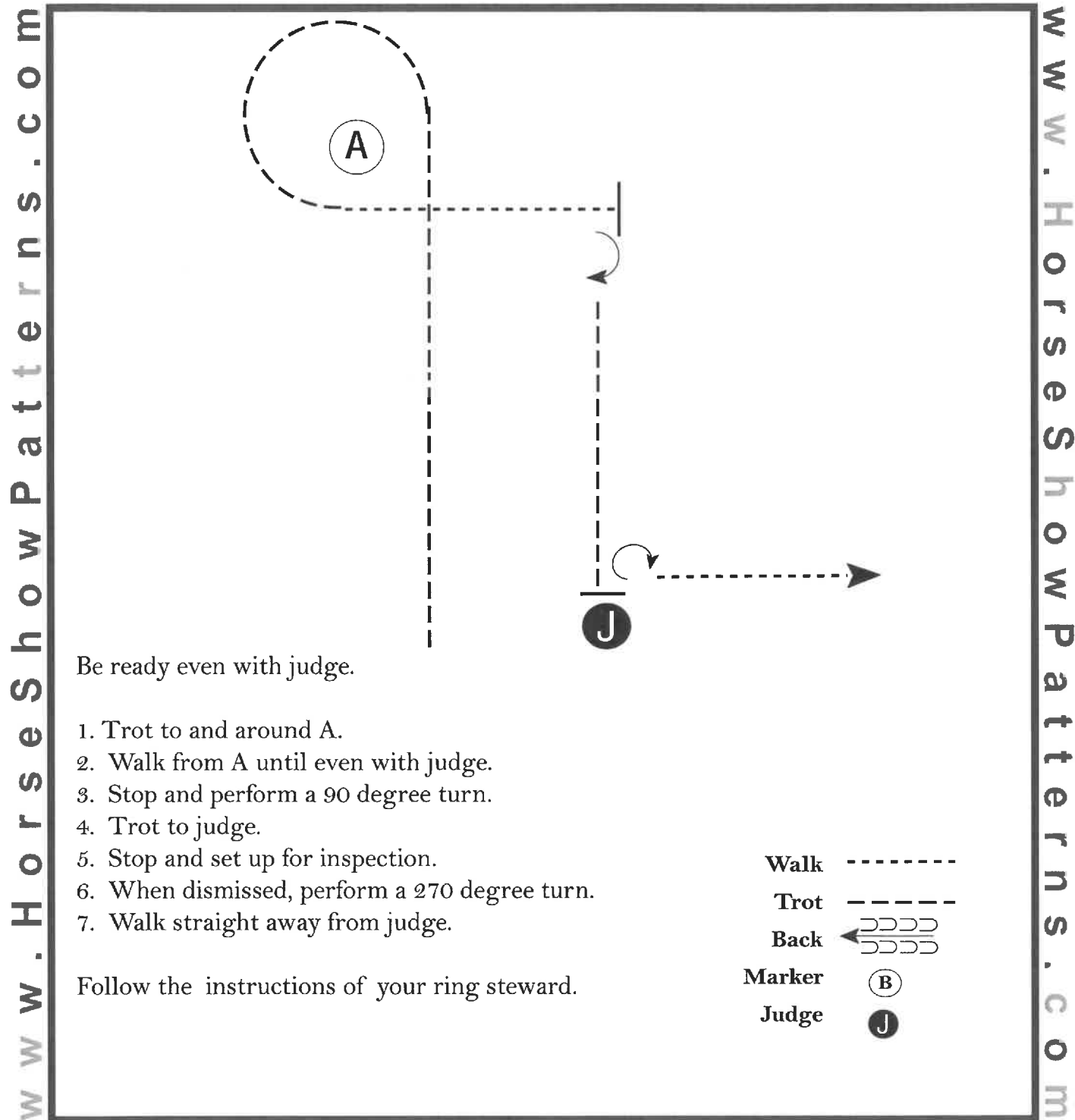
[S/2-76]

Pattern Provided by:
TETWP Show Committee

TOUGH ENOUGH TO WEAR PINK

Nov. Youth Showmanship (18 & Under) (Class #48 & #148)

Show Date: 08-24-2023



[S/1-76]

Pattern Provided by:

TETWP Show Committee

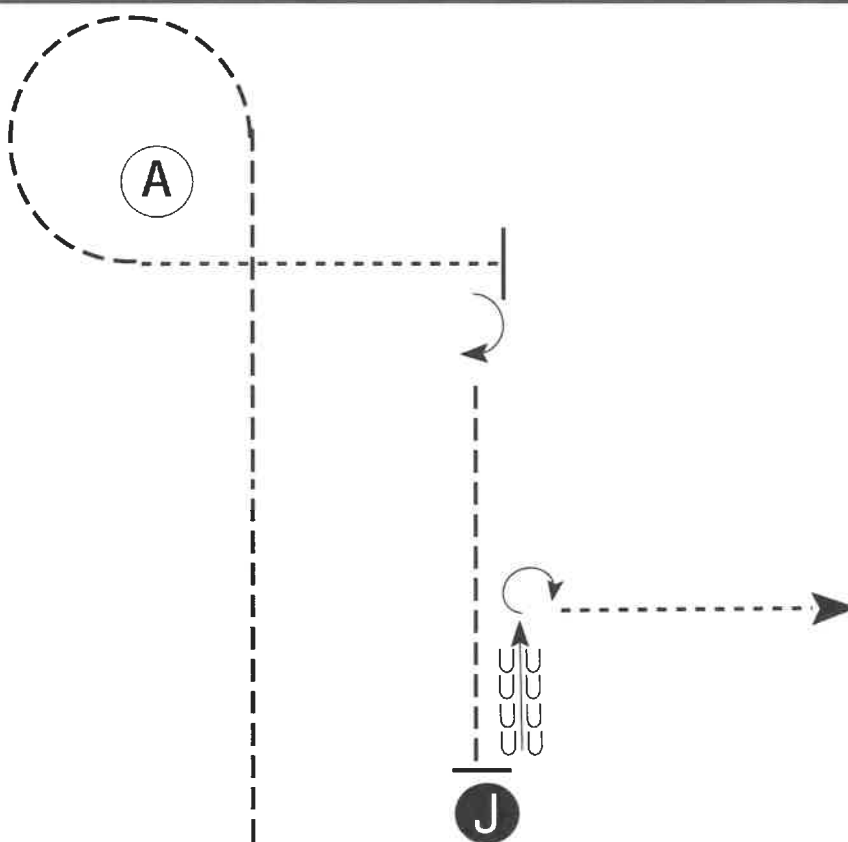
TOUGH ENOUGH TO WEAR PINK

Youth Showmanship (14-18) (Class #49 & #149)

Show Date: 08-24-2023

www.HorseShowPatterns.com

www.HorseShowPatterns.com



Be ready even with judge.

1. Trot to and around A.
2. Walk from A until even with judge.
3. Stop and perform a 90 degree turn.
4. Trot to judge.
5. Stop and set up for inspection.
6. When dismissed, back approximately 2 horse lengths.
7. Perform a 270 degree turn.
8. Walk straight away from judge.

Follow the instructions of your ring steward.

Walk -----
Trot - - - - -
Back ← 3 3 3 3 3
Marker (B)
Judge (J)

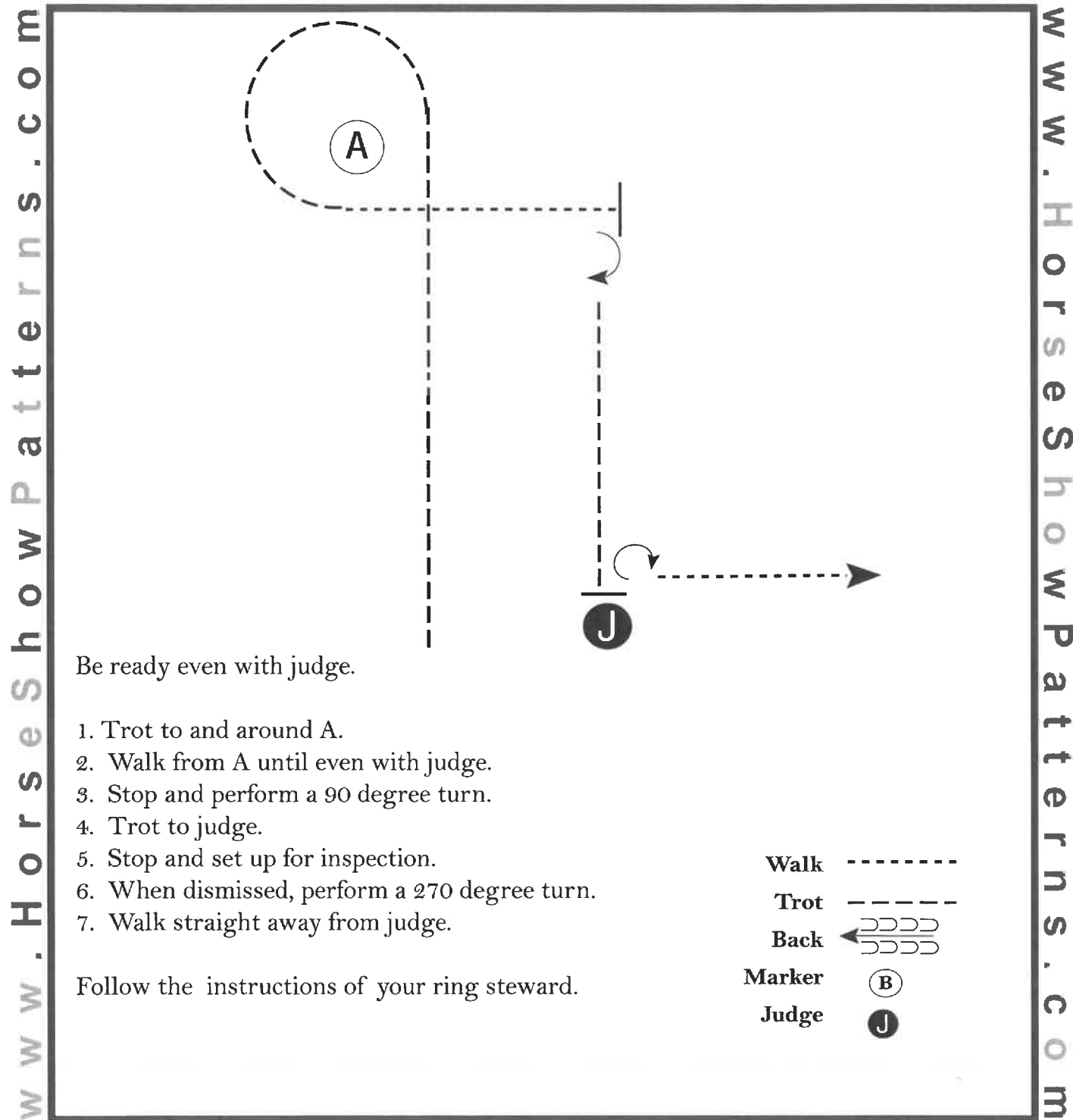
[S/2-76]

Pattern Provided by:
TETWP Show Committee

TOUGH ENOUGH TO WEAR PINK

Youth Showmanship (10-13) (Class #50 & #150)

Show Date: 08-24-2023



[S/1-76]

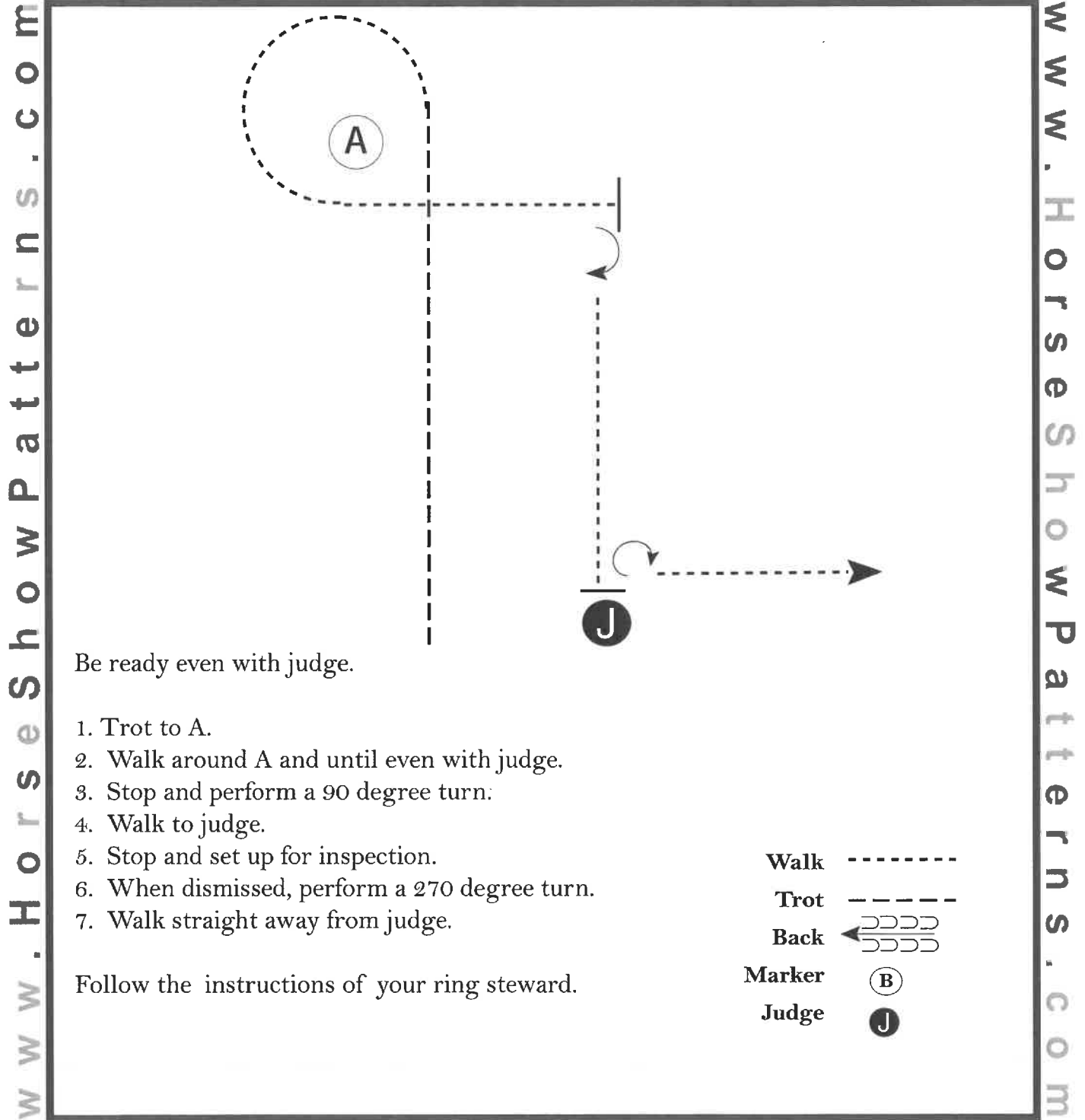
Pattern Provided by:

TETWP Show Committee

TOUGH ENOUGH TO WEAR PINK

Small Fry Showmanship (9 & Under) (Class #51 & #151)

Show Date: 08-24-2023



[S/WT-76]

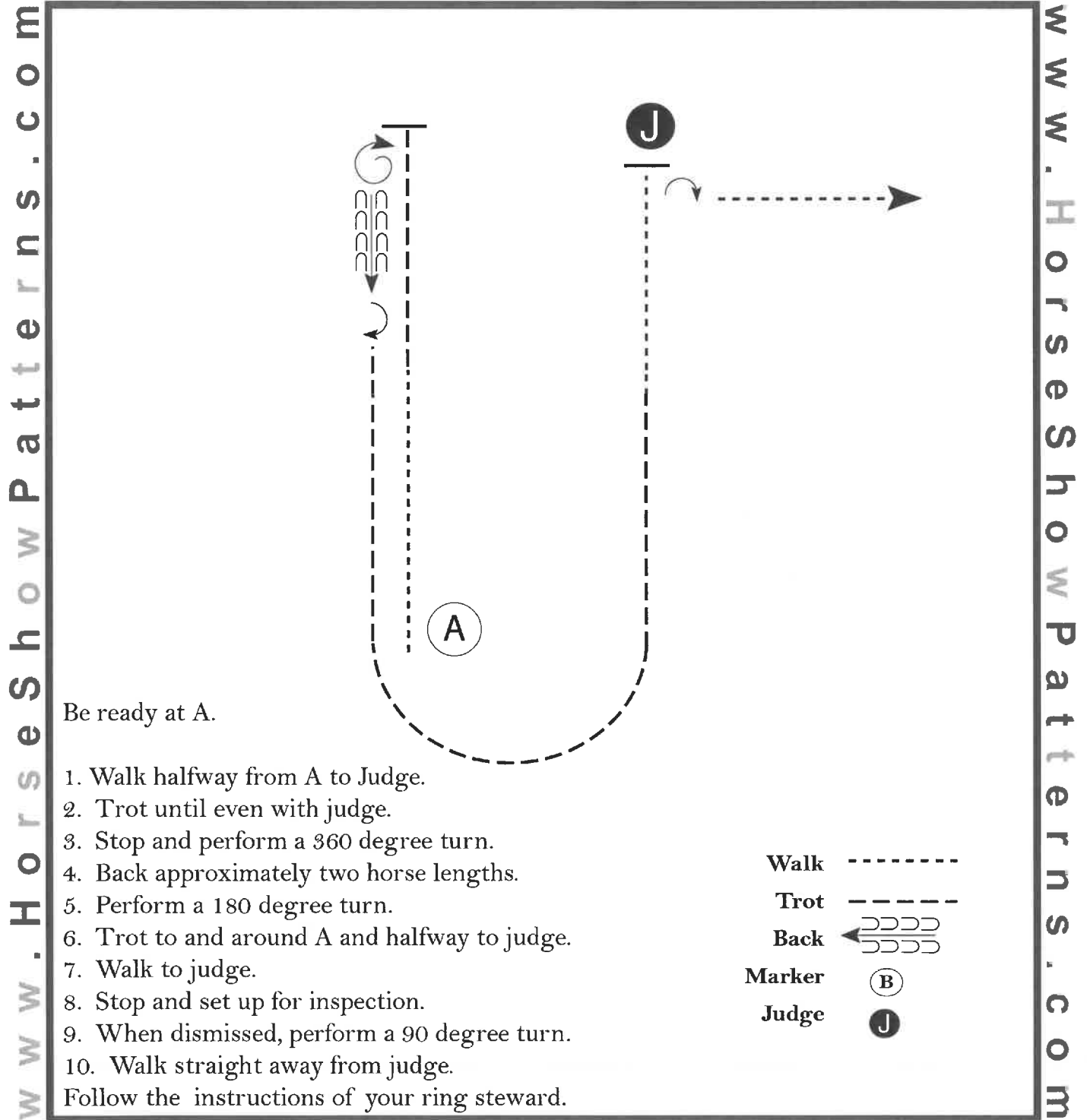
Pattern Provided by:

TETWP Show Committee

TOUGH ENOUGH TO WEAR PINK

DURANGO Youth Ranch Showmanship (Class #53)

Show Date: 08-24-2023



[S/2-77]

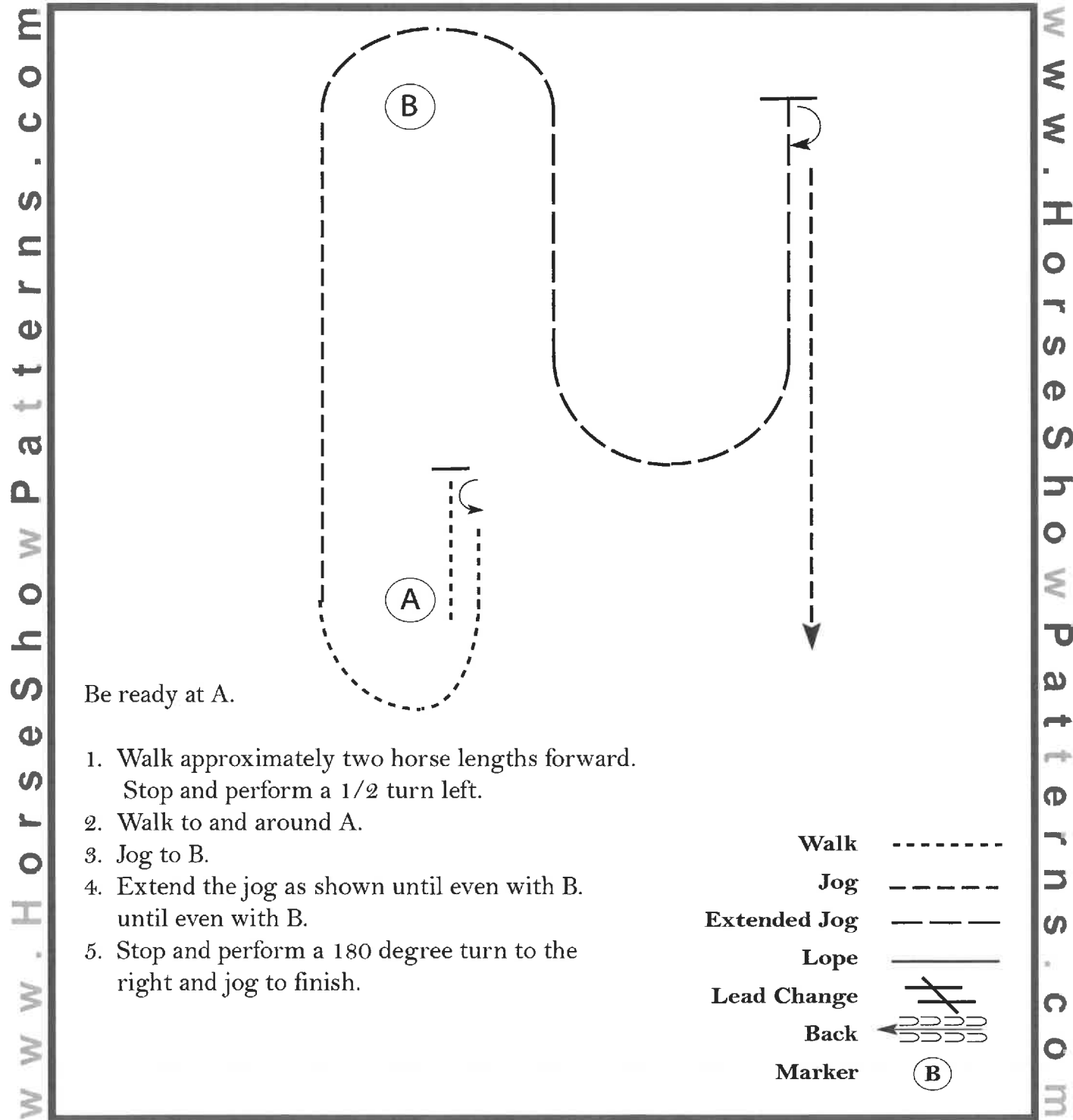
Pattern Provided by:

TETWP Show Committee

TOUGH ENOUGH TO WEAR PINK

Select Western Horsemanship (Class # 65)

Show Date: 08-24-2023



[WH/WT-118]

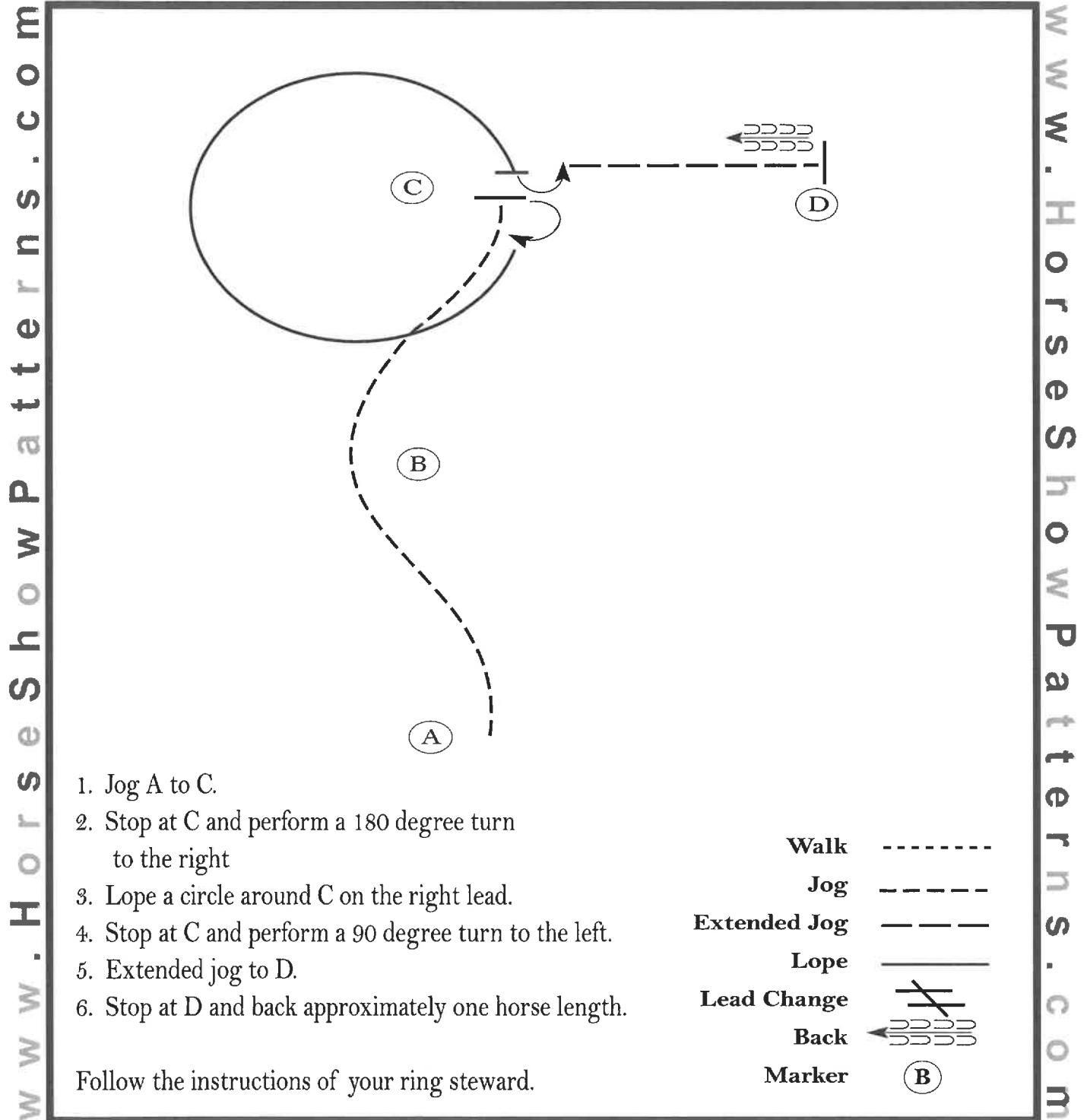
Pattern Provided by:

TETWP Show Committee

TOUGH ENOUGH TO WEAR PINK

Nov. Youth Western Horsemanship (18 & Under) (Class #66 & #166)

Show Date: 08-24-2023



[WH/1-1]

Pattern Provided by:
TETWP Show Committee

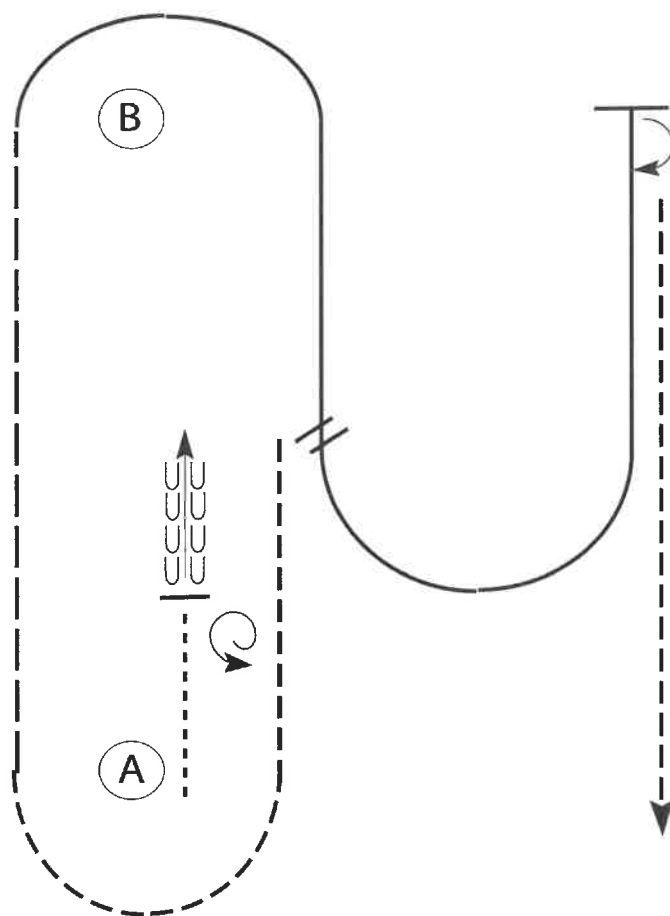
TOUGH ENOUGH TO WEAR PINK

Youth Western Horsemanship (14-18) (Class #67 & #167)

Show Date: 08-24-2023

www.HorseShowPatterns.com

www.HorseShowPatterns.com



Be ready at A.

1. Walk approximately two horse lengths forward.
Stop and perform a 1 1/2 turn left.
2. Back approximately two horse lengths then jog to and around A.
3. Extend the jog to B.
4. Right lead lope around B and halfway to A.
5. Perform a simple lead change and lope a half circle until even with B.
6. Stop and perform a 180 degree turn to the right and jog to finish.

Walk
Jog	-----
Extended Jog	-----
Lope	-----
Lead Change	///
Back	←←←←←
Marker	(B)

[WH/2-118]

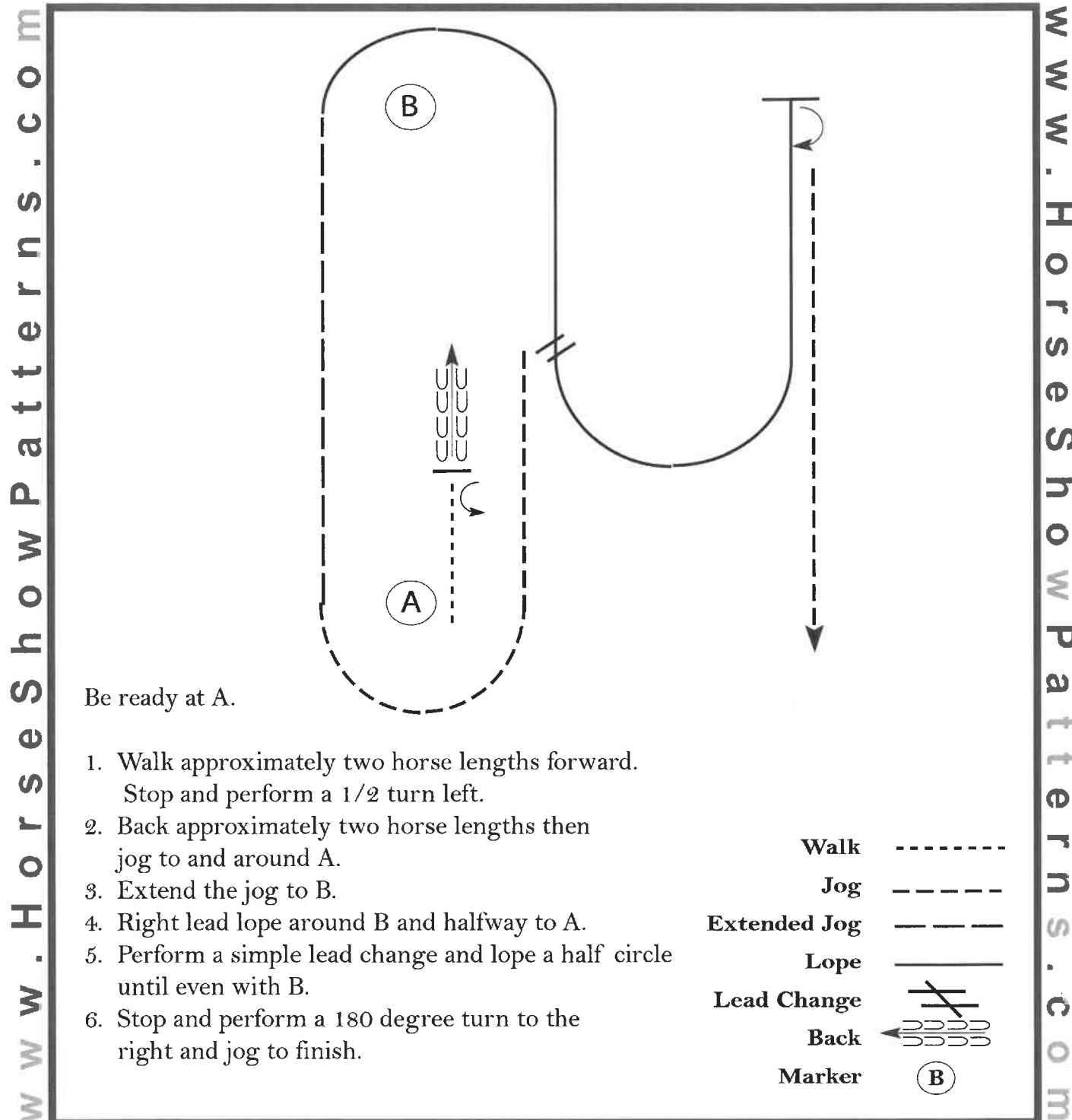
Pattern Provided by:

TETWP Show Committee

TOUGH ENOUGH TO WEAR PINK

Youth Western Horsemanship (10-13) (Class #68 & #168)

Show Date: 08-24-2023



[WH/1-118]

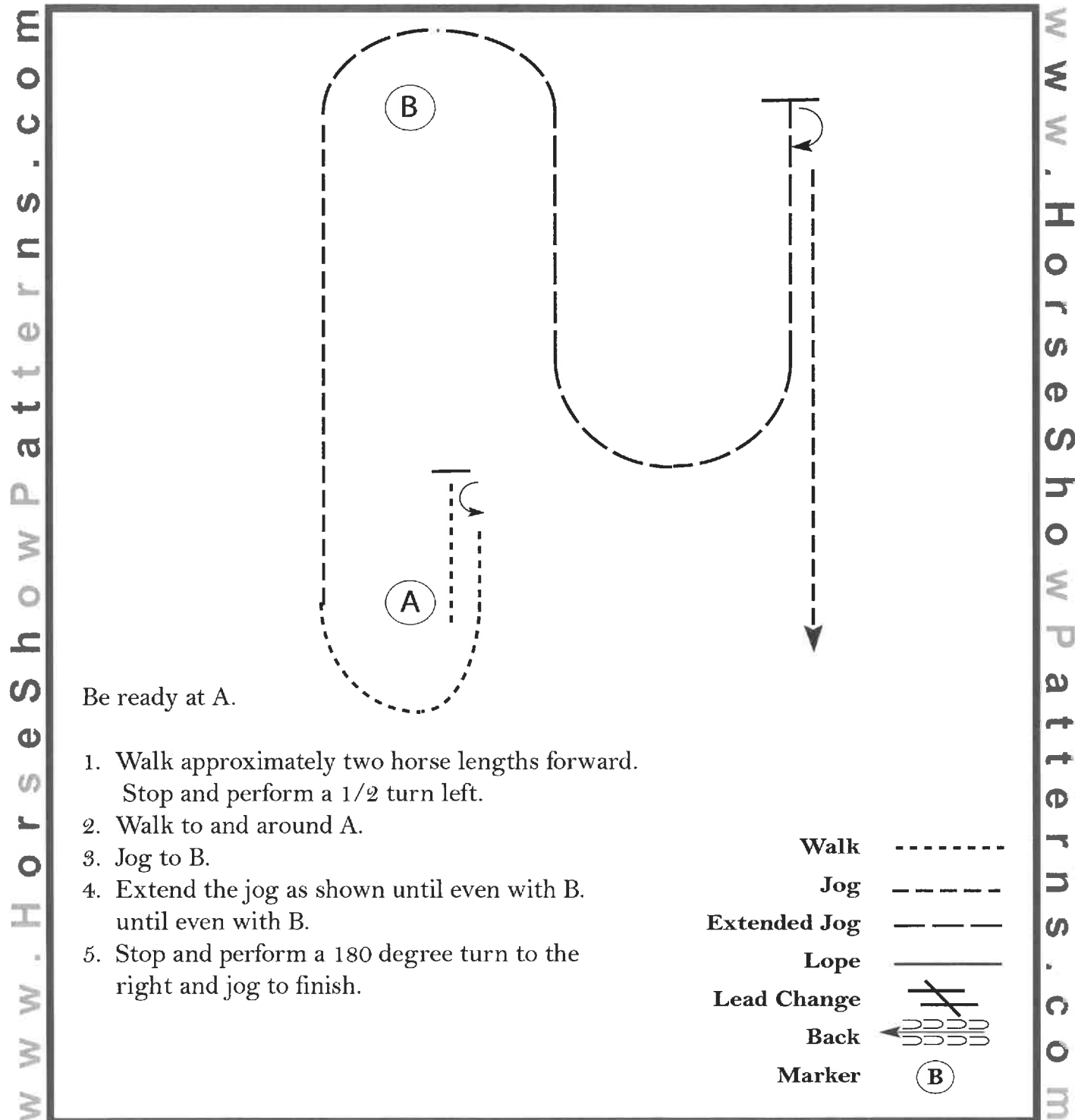
Pattern Provided by:

TETWP Show Committee

TOUGH ENOUGH TO WEAR PINK

Small Fry Western Horsemanship (9 & Under) (Class #69 & #169)

Show Date: 08-24-2023



[WH/WT-118]

Pattern Provided by:

TETWP Show Committee